

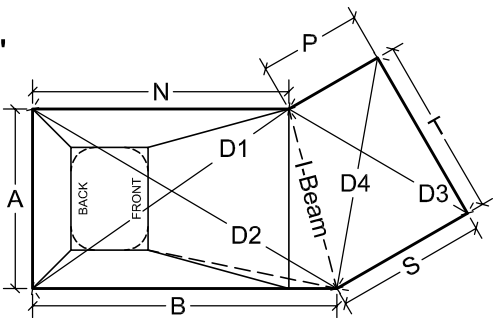
IMPORTANT!
All Pools Are NOT Square!
Diagonal Measurements MUST Be Given ON Lazy-"L" Pools.

IMPORTANT!
TO PREVENT DELAYS, PLEASE FILL OUT BOTH SIDES OF FORM AS ACCURATELY AS POSSIBLE!

SELECT DIRECTION OF POOL

AS VIEWED FROM THE SHALLOW END
 LEFT RIGHT (SHOWN)
Hopper Shape
 Contour Square
Do you have Radius Hopper Corners?
 BACK IN FRONT IN
 HOPPER RAD. HOPPER RAD.

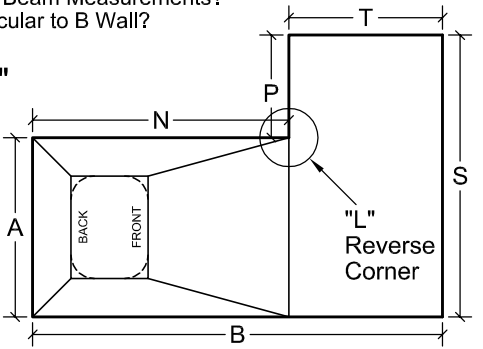
LAZY-"L"



SHALLOW END BREAK LINE:

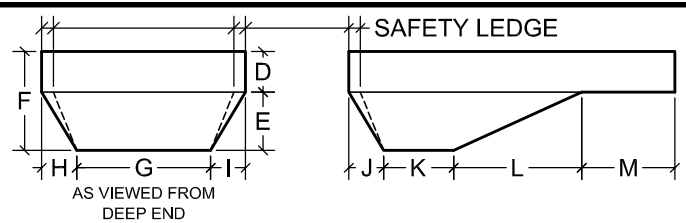
Follows I-Beam Measurements?
 Perpendicular to B Wall?

TRUE-"L"



SELECT "L" REVERSE CORNER TYPE

SQUARE RADIUS DIAGONAL
 90° INCH RAD. INCH DIAG.



ADDITIONAL POOL SHAPES

IMPORTANT!

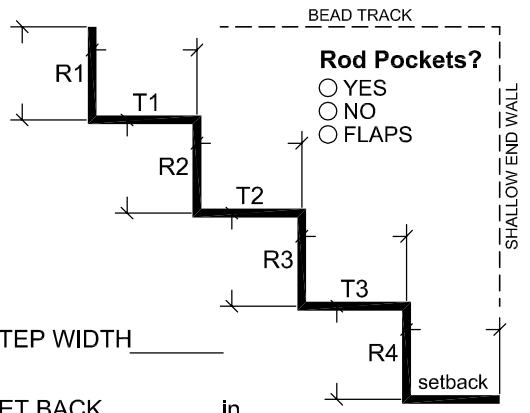
IF YOU HAVE ONE OF THE POOLS BELOW, YOU WILL BE REQUIRED TO FILL OUT A POINT-TO-POINT FORM FOR TRUE ACCURACY UNLESS YOU PROVIDE AN ACCURATE MANUFACTURER DIG SPEC.

- KIDNEY
- OASIS
- MARTINIQUE
- FIGURE-8
- TRUE-OVAL
- FREE FORM
- KEYHOLE
- OTHER _____
- TEE
- ROUND
- HEXAGON
- OCTAGON
- DECAGON
- JEWEL

SELECT POOL CORNER TYPE

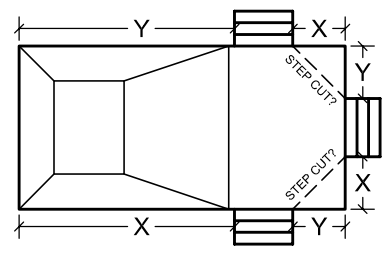
SQUARE 90°
 RADIUS INCH RAD.
 DIAGONAL INCH DIAG.

VINYL STEP



STEP WIDTH _____
 SET BACK _____ in.
 CIRCLE ONE..... 45° 90°

CORNERS
 CIRCLE ONE..... 6"rad. 90° diag.



CIRCLE STEP LOCATION & COMPLETE DIMENSIONS
 X Y

STEP MANUFACTURER: _____

FINISHED DIMENSIONS

YOU MUST PROVIDE A DIMENSION FOR THE CORRESPONDING LETTER

A	FT	IN	D1	FT	IN	G	FT	IN	R	FT	IN
B	FT	IN	D2	FT	IN	H	FT	IN	R2	FT	IN
D	FT	IN	D3	FT	IN	I	FT	IN	S	FT	IN
E	FT	IN	D4	FT	IN	J	FT	IN	T	FT	IN
F	FT	IN	I-Beam	FT	IN	K	FT	IN	U	FT	IN
						L	FT	IN	N	FT	IN
						M	FT	IN	P	FT	IN

SAFETY LEDGE _____ IN
 COVE OFFSET _____ IN
 COVE DEPTH _____ IN

Is the Pool Bottom 'BOWLED' or 'DISHED' out? _____
 If 'YES', supply additional drawings representing the bottom design.

IMPORTANT!

Total Square Footage: _____

BEAD

Yes No _____ inch overlap
 Reverse Esther Williams (large bead)

PATTERN

Wall Pattern: _____
 Floor Pattern: _____
 Vinyl Thickness: 20 Mil 28 Mil 30 Mil

SPECIAL INSTRUCTIONS / ADDITIONAL INFORMATION

ALWAYS attach any drawings and details that will help us understand your pool.

Pool Owner Signature _____

DATE _____