

24'11" X 39' LAGOON RIGHT

ACCEPTED BY

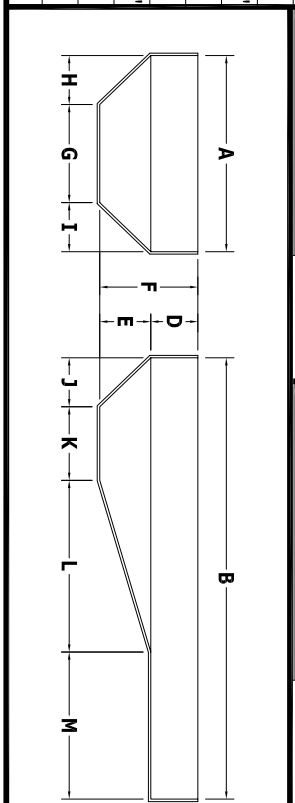
A	18'	K	6'
B	38'11 ³ / ₄ "	L	17'
D	3'4"	M	11'11 ³ / ₄ "
E	5'8"	M2	-
F	9'	T	16'
G	10'	S	24'11 ¹ / ₄ "
H	4'	N	-
I	4'	P	9'
J	4'	U	4'

NSPI TYPE

IV

SQ. FOOTAGE

972



PURCHASE ORDER

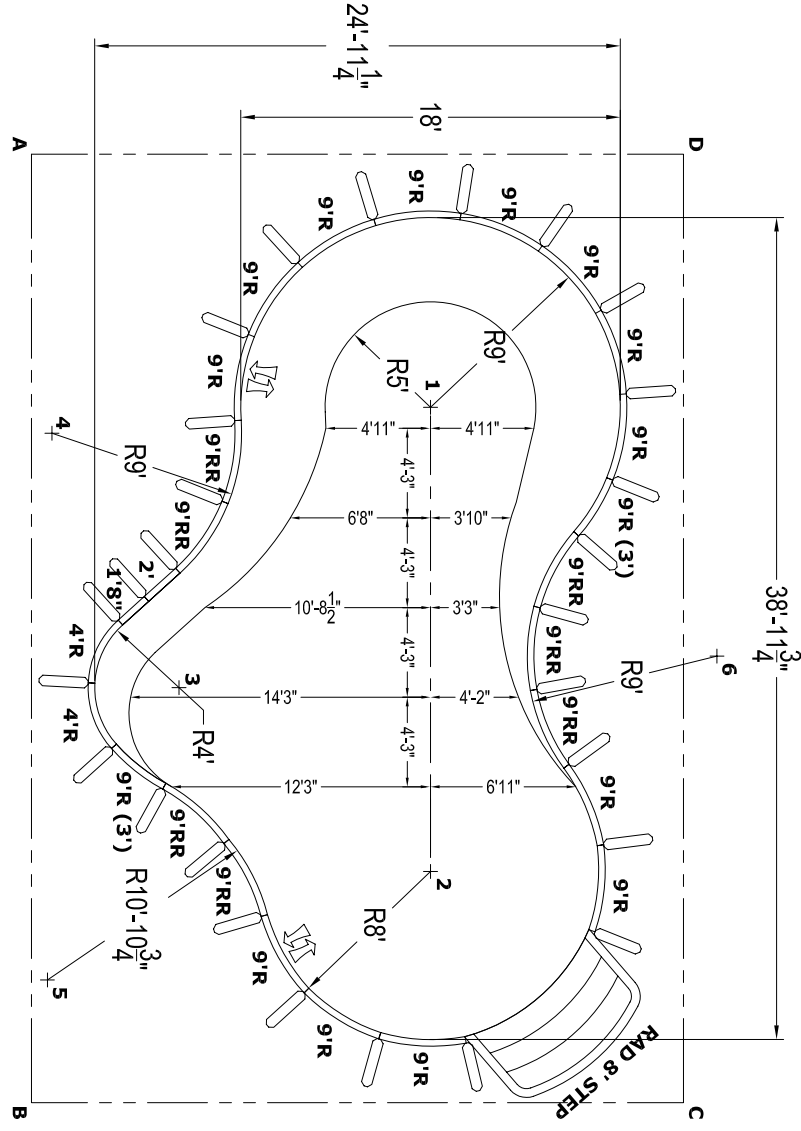
PEREZ

DATE

A	18'	K	6'
B	38'11 ³ / ₄ "	L	17'
D	3'4"	M	11'11 ³ / ₄ "
E	5'8"	M2	-
F	9'	T	16'
G	10'	S	24'11 ¹ / ₄ "
H	4'	N	-
I	4'	P	9'
J	4'	U	4'

LAYOUT DIMENSIONS

A-1	22'5"
A-3	26'3"
A-4	13'3 ¹ / ₄ "
B-2	21'10 ¹ / ₂ "
B-3	20'10 ³ / ₄ "
B-5	5'10 ¹ / ₂ "
C-2	16'3"
C-5	30'8 ³ / ₄ "
C-6	21'2 ³ / ₄ "
D-1	16'11 ³ / ₄ "
D-4	32'9"
D-6	23'10 ¹ / ₄ "
1-2	22'1 ¹ / ₄ "
1-3	17'10 ¹ / ₄ "
1-4	18'
1-5	32'8 ¹ / ₄ "
1-6	18'
2-3	14'9 ¹ / ₄ "
2-4	27'5 ³ / ₄ "
2-5	18'10 ¹ / ₂ "
2-6	17'
3-4	13'6"
3-5	15'2 ¹ / ₂ "
4-5	25'11 ¹ / ₄ "



GENERAL NOTES

1. These are finished dimensions ready for the liner.
2. Dimensions are from inside pool panels.
3. The water level should be no more than 6" below the coping receptor (hangab) slot.

EXCAVATION NOTES

1. Rough excavation should be 2" to 3" deeper in each instance.
2. Soil to have minimum bearing capacity of 2000 P.S.F.
3. Locate top of pool at least 6" above surrounding land elevation.
4. See Panel Shell Detail for excavation around pool.
5. Fill voids under base of panels and lamp well.
6. Backfill with non-expansive material.

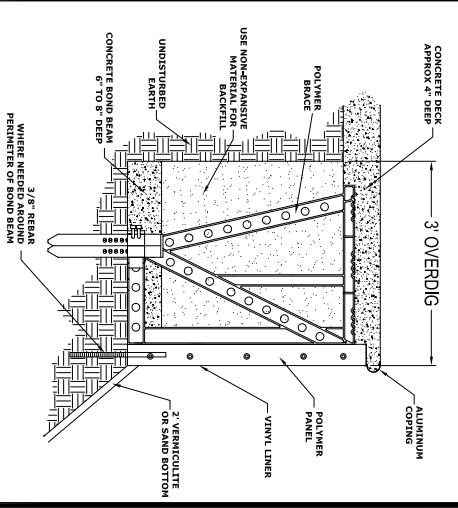
ADDITIONAL NOTES

THIS DOCUMENT IS FOR ILLUSTRATIVE PURPOSES ONLY. The dealer or contractor who sells or installs your pool is an independent contractor and is not an agent of the Manufacturer. The construction methods illustrated here are suggestions and apply only to normal ground conditions. There may be additional precautions and/or methods of construction. Proper installation is the responsibility of the dealer/contractor.

BILL OF MATERIALS

QTY	PART	DESCRIPTION
1	HP502	2' PANEL
1	HP516	18" SPECIAL PANEL
11	HP359	9R PANEL
2	HP359A	9R PANEL (AG)
2	HP12SD	(9R) 3' ROMAN INSERT
7	HP119M	9R REVERSE
2	HP354	4R PANEL
27	HP589	BRACE
1	HS106N	RADIUS 8' STEP

PANEL SHELF DETAIL



NO DIVING WARNING

NO DIVING WARNING STICKERS MUST BE INSTALLED IN NO DIVING AREAS ACCORDING TO NSPI SPECIFICATIONS

NO DIVING
SHALLOW WATER

DIVING MAY CAUSE DEATH OR PERMANENT INJURY

PRE-CUT PANEL LEGEND



543 South Main Street - Sweetwater, TN 37874

PANEL LINE PINNACLE DRAWING NUMBER LGR25399R9P-PEREZ