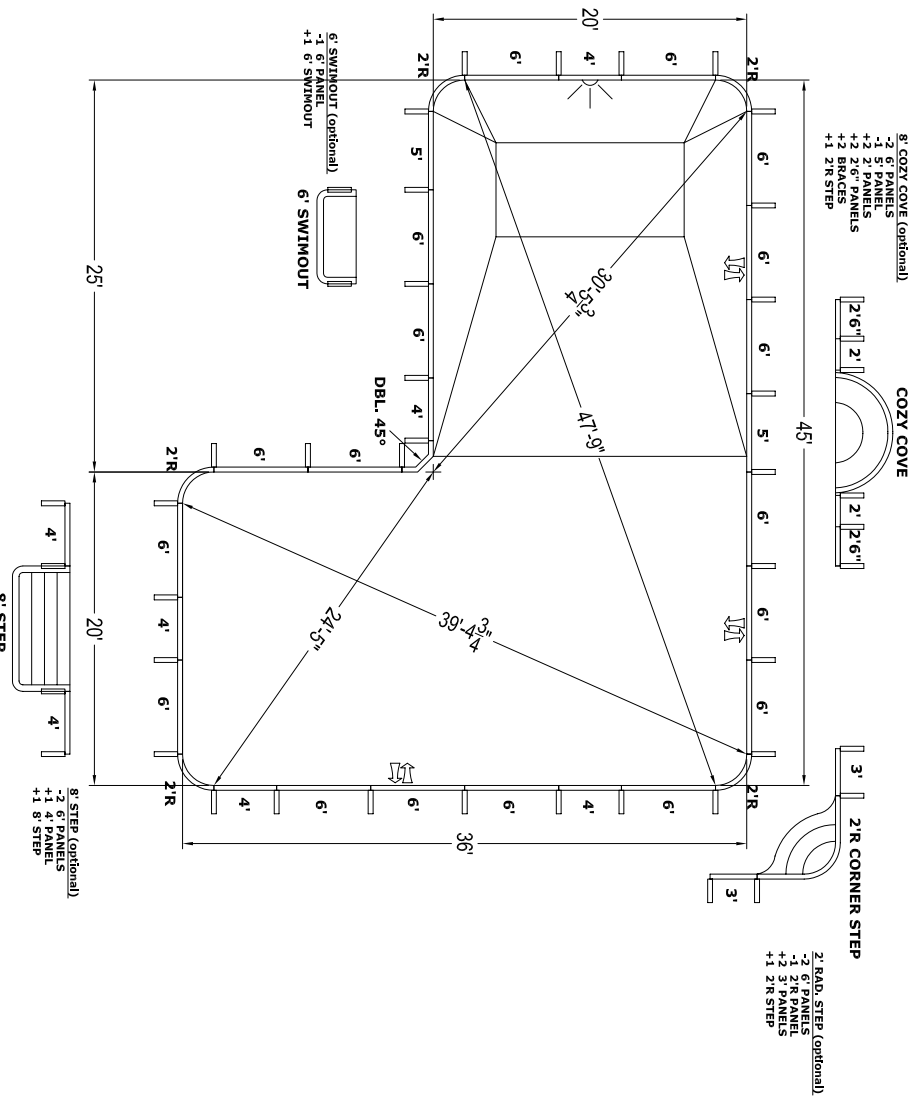
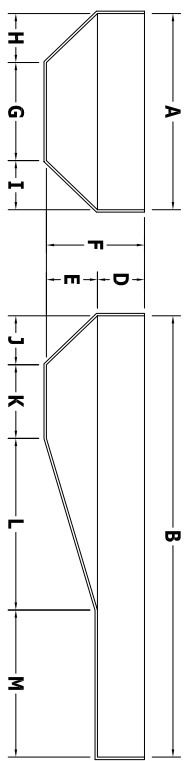


20' X 45' X 36' TRUE L LEFT 2'RADIUS

ACCEPTED BY	
DATE	
PURCHASE ORDER	

APSP TYPE	II	SQ. FOOTAGE	1220
A	20'	K	6'
B	45'	L	14'
D	3 1/4"	M	21'
E	48"	M2	-
F	8'	T	-
G	12'	S	-
H	4'	N	-
I	4'	P	-
J	4'	U	-



GENERAL NOTES

- These are finished dimensions ready for the liner.
- Dimensions are from inside pool panels.
- The ideal water level should be to the middle of the skimmer opening(s).

EXCAVATION NOTES

- Rough excavation should be 2" deeper in each instance.
- Soil to have minimum bearing capacity of 2000 P.S.F.
- Locate top of pool at least 6" above surrounding land elevation.
- See Panel Sheet Detail for excavation around pool.
- Fill voids under base of panels and lamp well.
- Backfill with non-expansive material.

ADDITIONAL NOTES

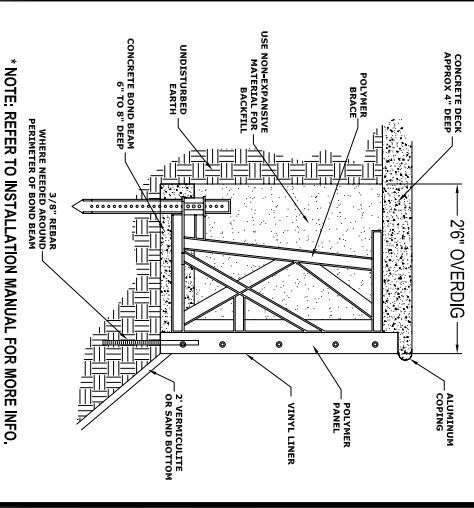
THIS DOCUMENT IS FOR ILLUSTRATIVE PURPOSES ONLY. The dealer or contractor who sells or installs your pool is an independent contractor and is not an agent of the Manufacturer. The construction methods illustrated here are suggestions and apply only to normal ground conditions. There may be additional precautions and/or methods of construction. Proper installation is the responsibility of the dealer/contractor.

DATE	FEB 2007
PANEL LINE	CORNERSTONE

BILL OF MATERIALS

QTY	PART	DESCRIPTION
15	HP306	6' PANEL
3	HP306A	6' PANEL (A/G)
2	HP305	5' PANEL
4	HP304	4' PANEL
1	HP304L	4' PANEL (LIGHT)
5	HP352M	2R PANEL
1	HP323	REVERSE DOUBLE 45°
31	HP399	BRACE

PANEL SHELF DETAIL

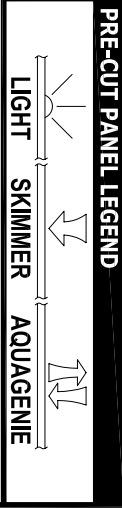


NO DIVING WARNING

NO DIVING WARNING STICKERS MUST BE INSTALLED IN NO DIVING AREAS ACCORDING TO NSPI SPECIFICATIONS

ADANGER NO DIVING SHALLOW WATER

DIVING MAY CAUSE DEATH OR PERMANENT INJURY



543 South Main Street - Sweetwater, TN 37874

DRAWING NUMBER: TL2045362R8C-PWH

Copyright © 2007 by Hydra Pools.