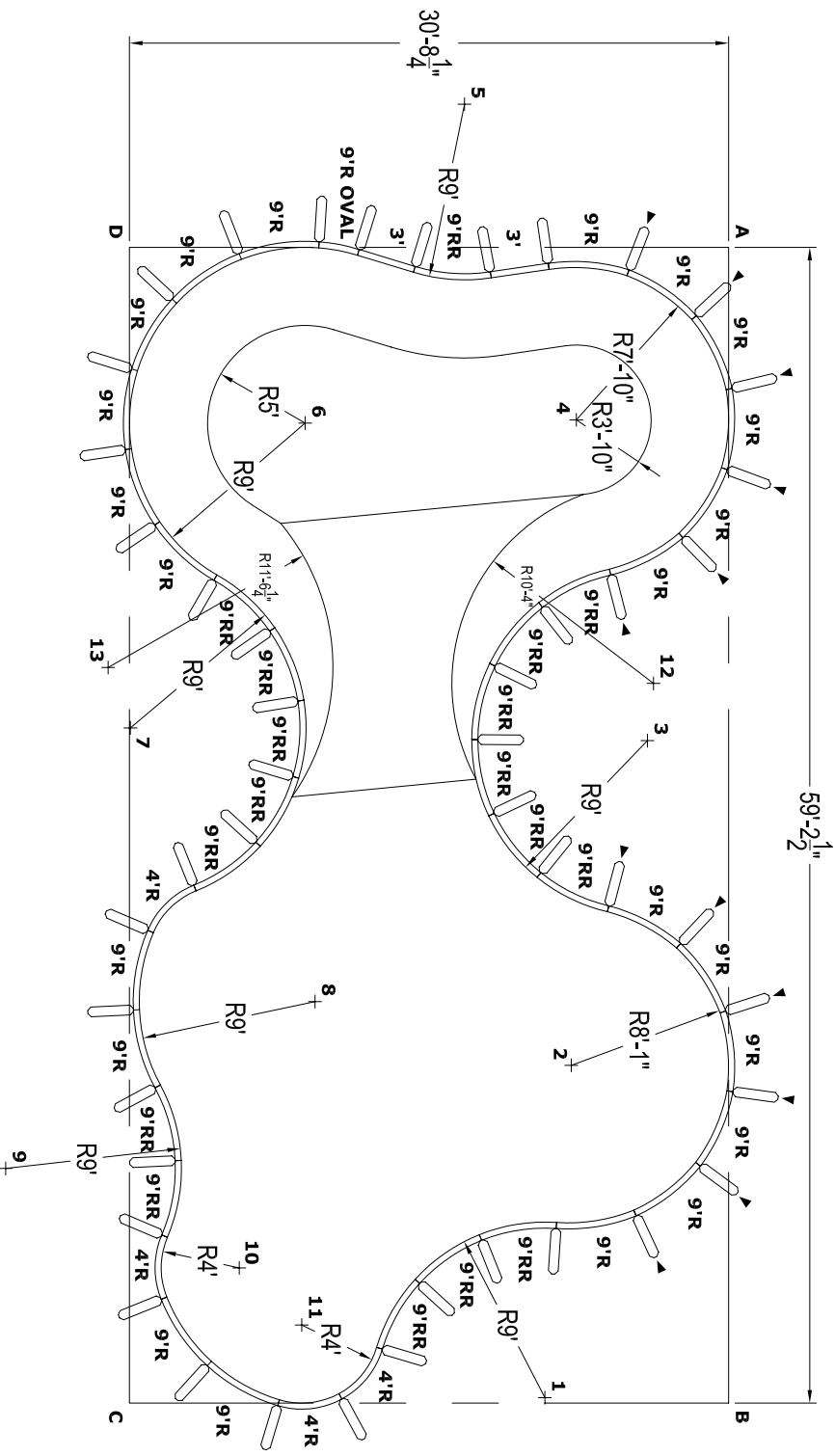
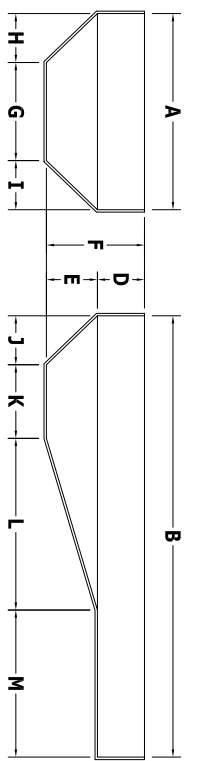


30'8 1/4" X 59'2 1/2" NEBULA

ACCEPTED BY	
DATE	
PURCHASE ORDER	

NSPI TYPE	0	AREA	1817
A	30'8 1/4"	K	VAR.
B	59'2 1/2"	L	14'
D	3'4"	M	VAR.
E	4'8"	M2	-
F	8'	T	-
G	VAR.	S	-
H	4'	N	-
I	4'	P	-
J	4'	U	-



GENERAL NOTES

- These are finished dimensions ready for the liner.
- Dimensions are from inside pool panels.
- The water level should be no more than 6" below the coping receptor (hangab) slot.

EXCAVATION NOTES

- Rough excavation should be 2" to 3" deeper in each instance.
- Soil to have minimum bearing capacity of 2000 P.S.F.
- Locate top of pool at least 6" above surrounding land elevation.
- See Panel Shell Detail for excavation around pool.
- Fill voids under base of panels and lamp well.
- Backfill with non-expansive material.

ADDITIONAL NOTES

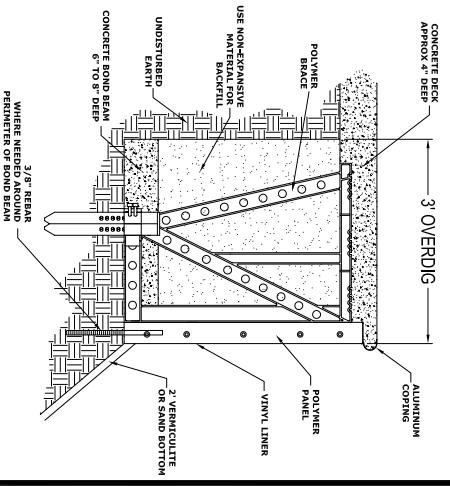
THIS DOCUMENT IS FOR ILLUSTRATIVE PURPOSES ONLY. The dealer or contractor who sells or installs your pool is an independent contractor and is not an agent of the Manufacturer. The construction methods illustrated here are suggestions and apply only to normal ground conditions. There may be additional precautions and/or methods of construction. Proper installation is the responsibility of the dealer/contractor.

DATE	JAN 2006
PANEL LINE	CORNERSTONE
DRAWING NUMBER	NE30599R8C

BILL OF MATERIALS

QTY	PART	DESCRIPTION
2	HP303	3' PANEL
22	HP369	9'R PANEL
1	HP110D	(9'R) 2' OVAL INSERT
17	HP119M	9'R REVERSE
4	HP354	4'R PANEL
12	HP126	5" WEDGE
46	HP399	BRACE

PANEL SHELF DETAIL



NO DIVING WARNING
NO DIVING WARNING STICKERS MUST BE INSTALLED IN NO DIVING AREAS ACCORDING TO NSPI SPECIFICATIONS

ADANGER
NO DIVING
SHALLOW WATER
DROWING MAY CAUSE DEATH OR PERMANENT INJURY

PRE-CUT PANEL LEGEND



543 South Main Street - Sweetwater, TN 37874

DATE JAN 2006

PANEL LINE CORNERSTONE

DRAWING NUMBER NE30599R8C

Copyright © 2005 by Hydra Pools.