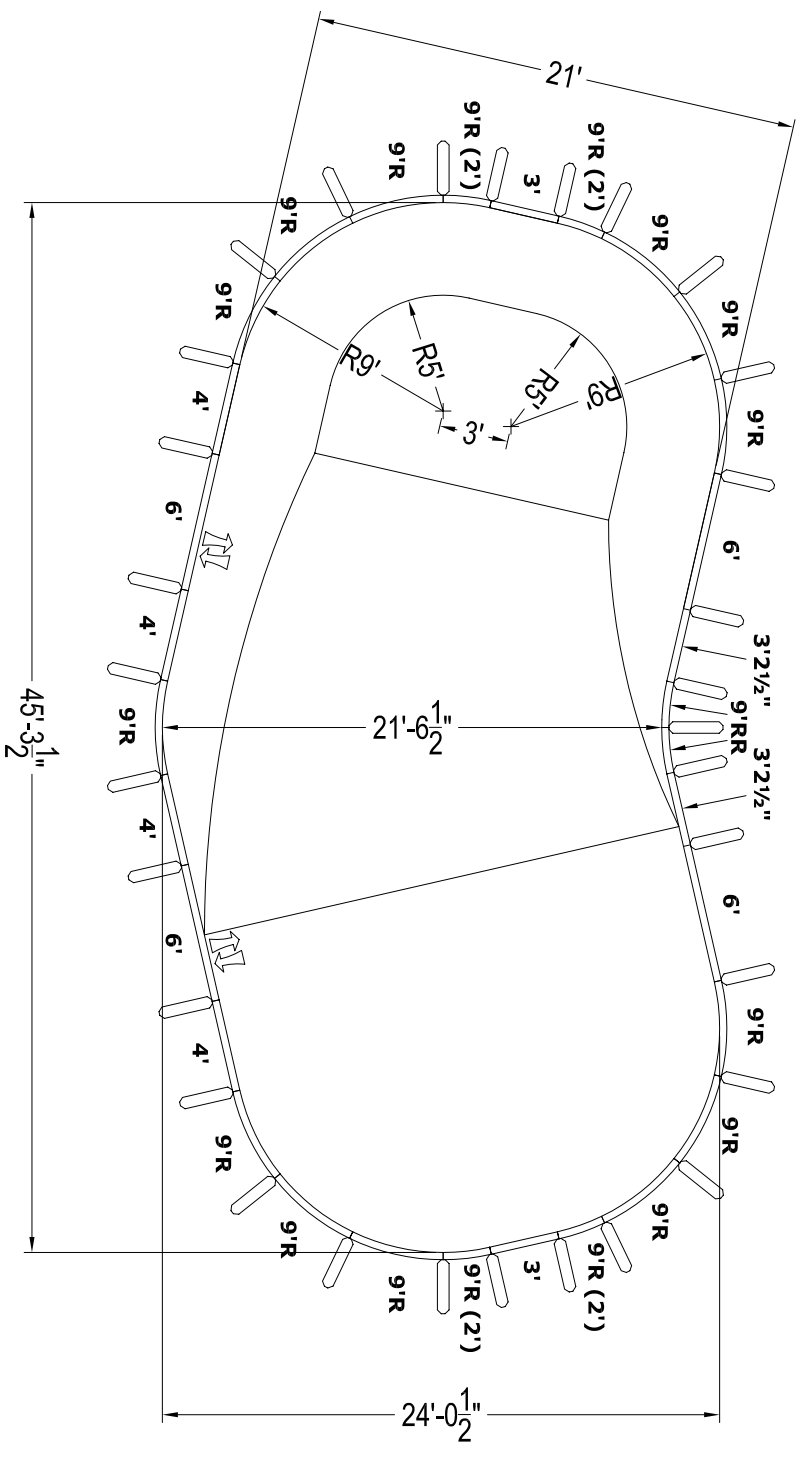
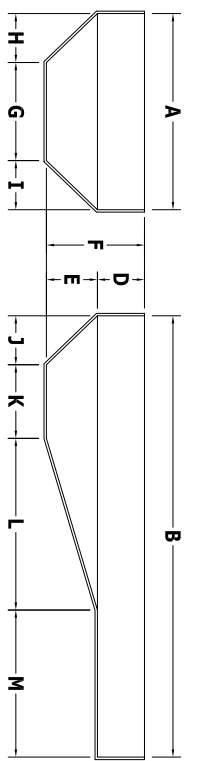


24'0 1/2" X 45'3 1/2" KIDNEY "BEAN" RIGHT

ACCEPTED BY	A	21'	K	8'
	B	45'3 1/2"	L	VAR.
	D	3'4"	M	15'10 1/2"
	E	58"	M2	-
	F	9'	T	-
	G	13'	S	-
DATE	H	4'	N	-
	I	4'	P	-
	J	4'	U	-
PURCHASE ORDER				

NSPI TYPE	0	SQ. FOOTAGE	1089
A			
B			
D			
E			
F			
G			
H			
I			
J			



GENERAL NOTES

- These are finished dimensions ready for the liner.
- Dimensions are from inside pool panels.
- The water level should be no more than 6" below the coping receptor (hangtab) slot.

EXCAVATION NOTES

- Rough excavation should be 2" to 3" deeper in each instance.
- Soil to have minimum bearing capacity of 2000 P.S.F.
- Locate top of pool at least 6" above surrounding land elevation.
- See Panel Shell Detail for excavation around pool.
- Fill voids under base of panels and lamp well.
- Backfill with non-expansive material.

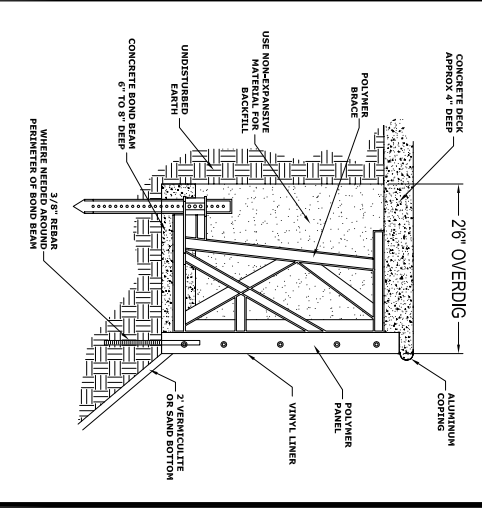

ADDITIONAL NOTES

THIS DOCUMENT IS FOR ILLUSTRATIVE PURPOSES ONLY. The dealer or contractor who sells or installs your pool is an independent contractor and is not an agent of the Manufacturer. The construction methods illustrated here are suggestions and apply only to normal ground conditions. There may be additional precautions and/or methods of construction. Proper installation is the responsibility of the dealer/contractor.

DATE	MAY 2006
PANEL LINE	CORNERSTONE
DRAWING NUMBER	CR24459R9C

BILL OF MATERIALS

QTY	PART	DESCRIPTION
2	HP306	6' PANEL
2	HP306A	6' PANEL (A/G)
4	HP304	4' PANEL
2	HP303	3' PANEL
2	HP384	3 1/2" CUSTOM PANEL
13	HP369	9'R PANEL
4	HP110D	(9'R) 2' OVAL INSERT
2	HP319N	9'R REVERSE
31	HP599	BRACE



HYDRA POOLS

543 South Main Street - Sweetwater, TN 37874

NO DIVING WARNING

ADANGER NO DIVING SHALLOW WATER

DIVING MAY CAUSE DEATH OR PERMANENT INJURY

PRE-CUT PANEL LEGEND

LIGHT SKIMMER AQUAGENIE