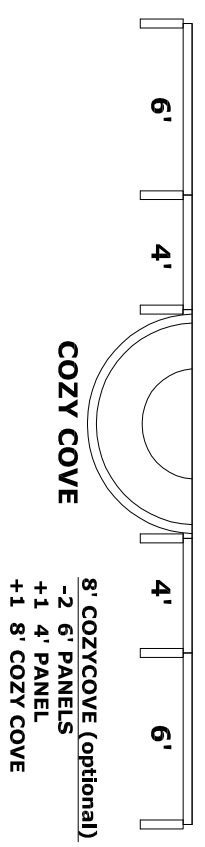
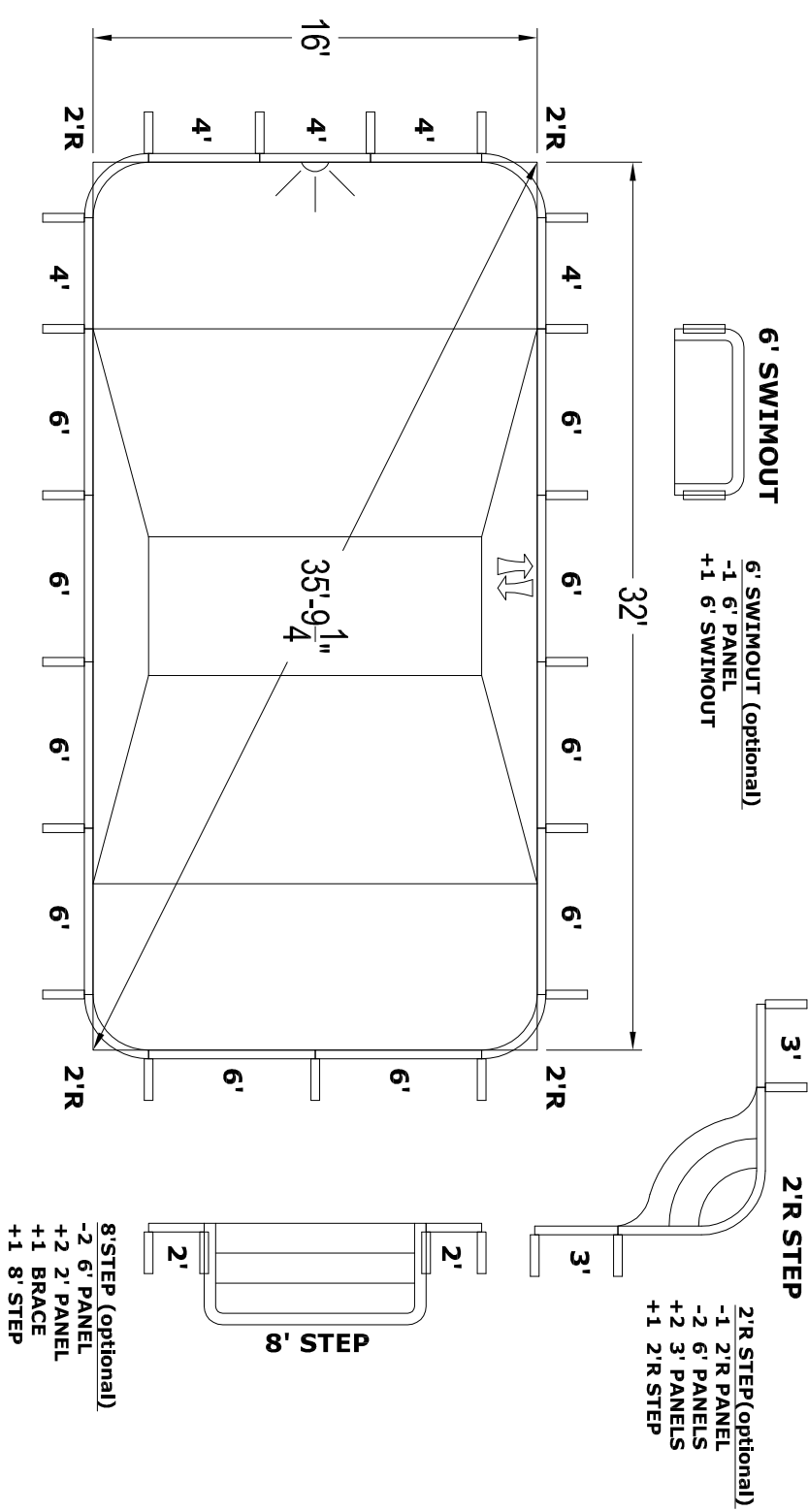


# 16' X 32' RECTANGLE 2' RADIUS - BOWTIE



### GENERAL NOTES

1. These are finished dimensions ready for the liner.
2. Dimensions are from inside pool panels.
3. The ideal water level should be to the middle of the skimmer opening(s).

### EXCAVATION NOTES

1. Rough excavation should be 2" deeper in each instance.
2. Soil to have minimum bearing capacity of 2000 P.S.F.
3. Locate top of pool at least 6" above surrounding land elevation.
4. See 'Overdig Detail' for excavation around pool.
5. Fill voids under base of panels and lamp well.
6. Backfill with non-expansive material.

### ADDITIONAL NOTES

THIS DOCUMENT IS FOR ILLUSTRATIVE PURPOSES ONLY. The dealer or contractor who sells or installs your pool is an independent contractor and is not an agent of the Manufacturer. The construction methods illustrated here are suggestions and apply only to normal ground conditions. There may be additional precautions and/or methods of construction. Proper installation is the responsibility of the dealer/installer/contractor.

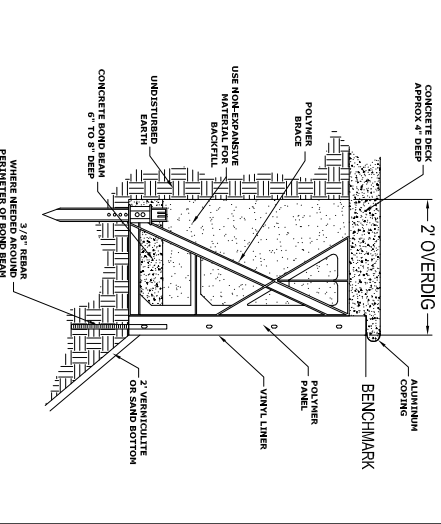
### DIMENSIONS

A	16'	K	5'	PERIMETER	92'7"	SQ. FOOTAGE	512
B	32'	L	7'6"	GALLONS	14621		
D	3'4"	M	6'				
E	2'8"	M2	6'				
F	6'	T	-				
G	12'	S	-				
H	2'	N	-				
I	2'	P	-				
J	7'6"	U	-				

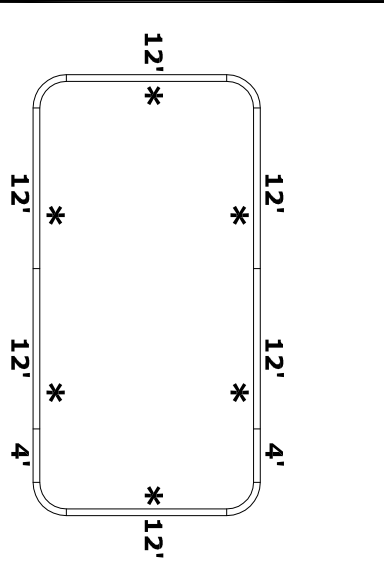
### BILL OF MATERIALS

QTY	PART	DESCRIPTION
9	HP206	6' PANEL
1	HP206A	6' PANEL (A/G)
4	HP204	4' PANEL
1	HP204L	4' PANEL (LIGHT)
4	HP252M	2'R PANEL
19	HP199	BRACE

### OVERDIG DETAIL



### COPING LAYOUT



### NO DIVING WARNING

ATTENTION DEALER/BUILDER: It is your responsibility to ensure the safety package provided is delivered to the pool owner and that the "NO DIVING" labels are properly installed.

**\*NO DIVING WARNING LABELS MUST BE INSTALLED IN NO DIVING AREAS ACCORDING TO NSPI SPECIFICATIONS**

**ADANGER**

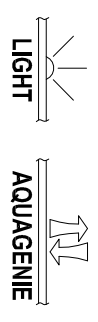
**NO DIVING**

**SHALLOW WATER**

SHALLOW WATER DANGEROUS TO CHILDREN INJURY

**\* SUGGESTED LABEL LOCATIONS ARE SPECIFIED IN THE COPING LAYOUT**

**PRE-CUT PANEL LEGEND**



**HYDRA POOLS**

543 South Main Street - Sweetwater, TN 37874

DATE: JAN 2012 | PANEL LINE: CORNERSTONE | DRAWING TITLE: 16' X 32' RECTANGLE 2' RADIUS - BOWTIE | DRAWING NUMBER: 20125-PWH