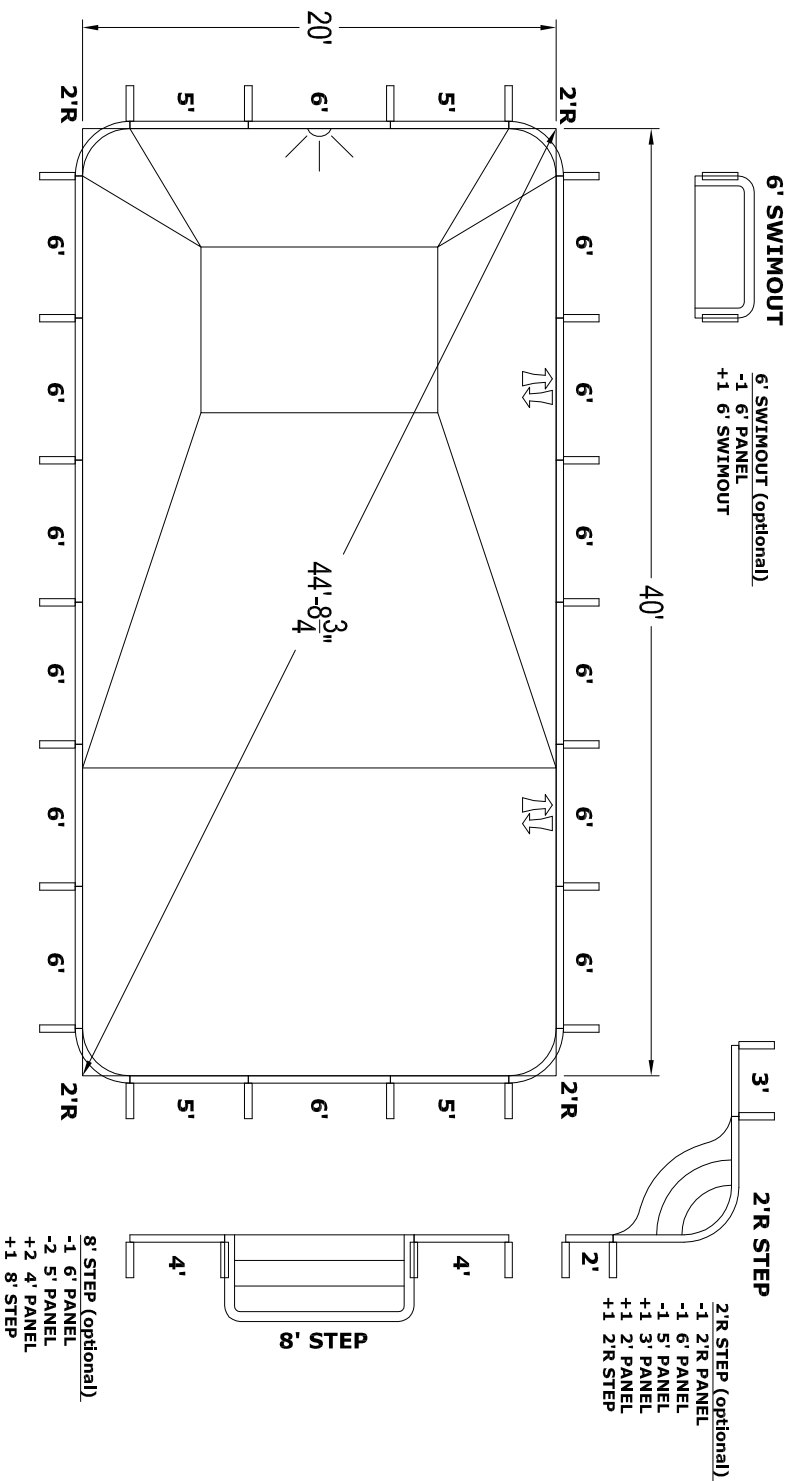


# 20' X 40' RECTANGLE 2' RADIUS

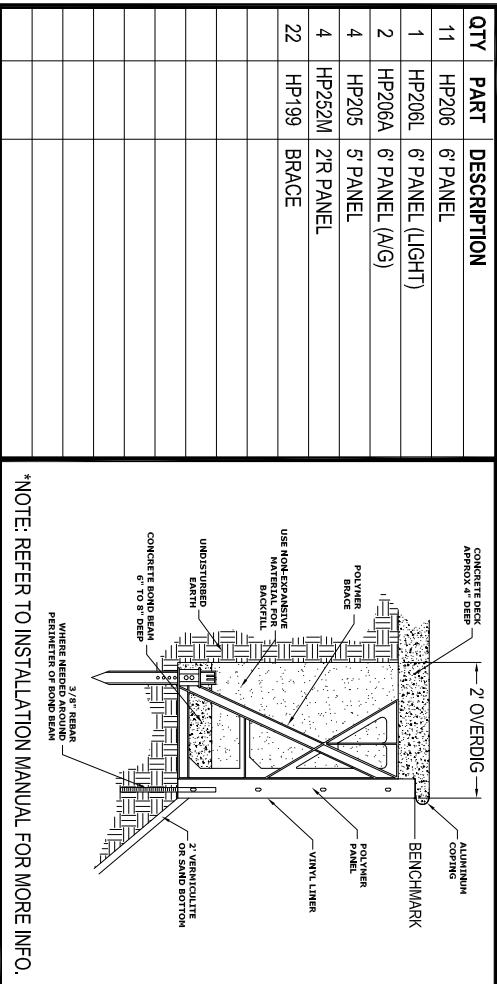


## DIMENSIONS

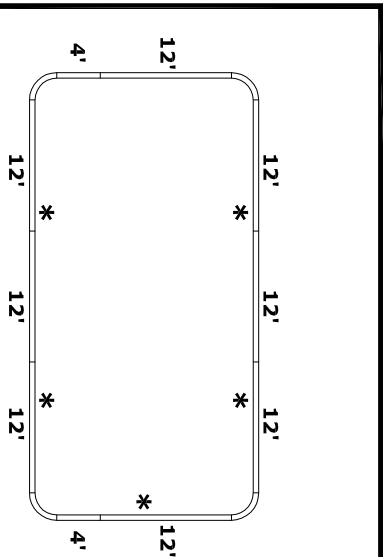
Label	Value	Label	Value	SQ. FOOTAGE	GALLONS
A	20'	K	7'	-	800
B	40'	L	15'	-	28004
D	3'4"	M	13'		
E	5'	M2	-		
F	8'4"	T	-		
G	10'	S	-		
H	5'	N	-		
I	5'	P	-		
J	5'	U	-		

**PERIMETER 116'7"**

## OVERDIG DETAIL



## COPING LAYOUT



## NO DIVING WARNING

ATTENTION DEALER/BUILDER:  
 It is your responsibility to ensure the safety package provided is delivered to the pool owner and that the "NO DIVING" labels are properly installed.

**\*NO DIVING WARNING LABELS MUST BE INSTALLED IN NO DIVING AREAS ACCORDING TO NSPI SPECIFICATIONS**

**ADANGER**

**NO DIVING**

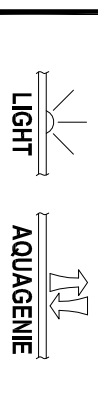
**SHALLOW WATER**

SHALLOW WATER DANGEROUS TO LIFE

SUGGESTED LABEL LOCATIONS ARE SPECIFIED IN THE COPING LAYOUT

**PRE-CUT PANEL LEGEND**

**\*** SUGGESTED LABEL LOCATIONS ARE SPECIFIED IN THE COPING LAYOUT



## GENERAL NOTES

- These are finished dimensions ready for the liner.
- Dimensions are from inside pool panels.
- The final water level should be to the middle of the skimmer opening(s).

## EXCAVATION NOTES

- Rough excavation should be 2" deeper in each instance.
- Soil to have minimum bearing capacity of 2000 P.S.F.
- Locate top of pool at least 6" above surrounding land elevation.
- See "Overdig Detail" for excavation around pool.
- Fill voids under base of panels and lamp well.
- Backfill with non-expansive material.

## ADDITIONAL NOTES

THIS DOCUMENT IS FOR ILLUSTRATIVE PURPOSES ONLY.

The dealer or contractor who sells or installs your pool is an independent contractor and is not an agent of the Manufacturer. The construction methods illustrated here are suggestions and apply only to normal ground conditions. There may be additional precautions and/or methods of construction. Proper installation is the responsibility of the dealer/contractor.

DATE	PANEL LINE	DRAWING TITLE	DRAWING NUMBER
JAN 2012	CORNERSTONE	20' X 40' RECTANGLE 2' RADIUS	20163-PWH

**HYDRA POOLS**  
 543 South Main Street - Sweetwater, TN 37874

Document ID: HF5100, Hydra Standard Panel Layout Drawing  
 Rev Date: 12/6/2005  
 Rev Level: A

Copyright © 2012 by Hydra Pools