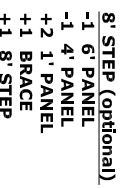
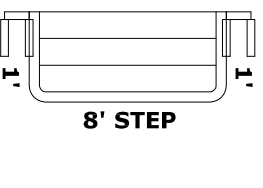
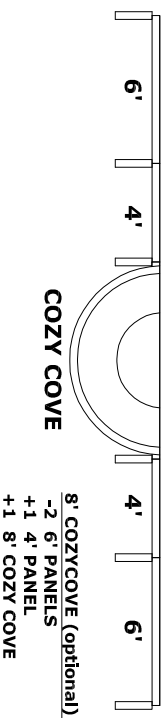
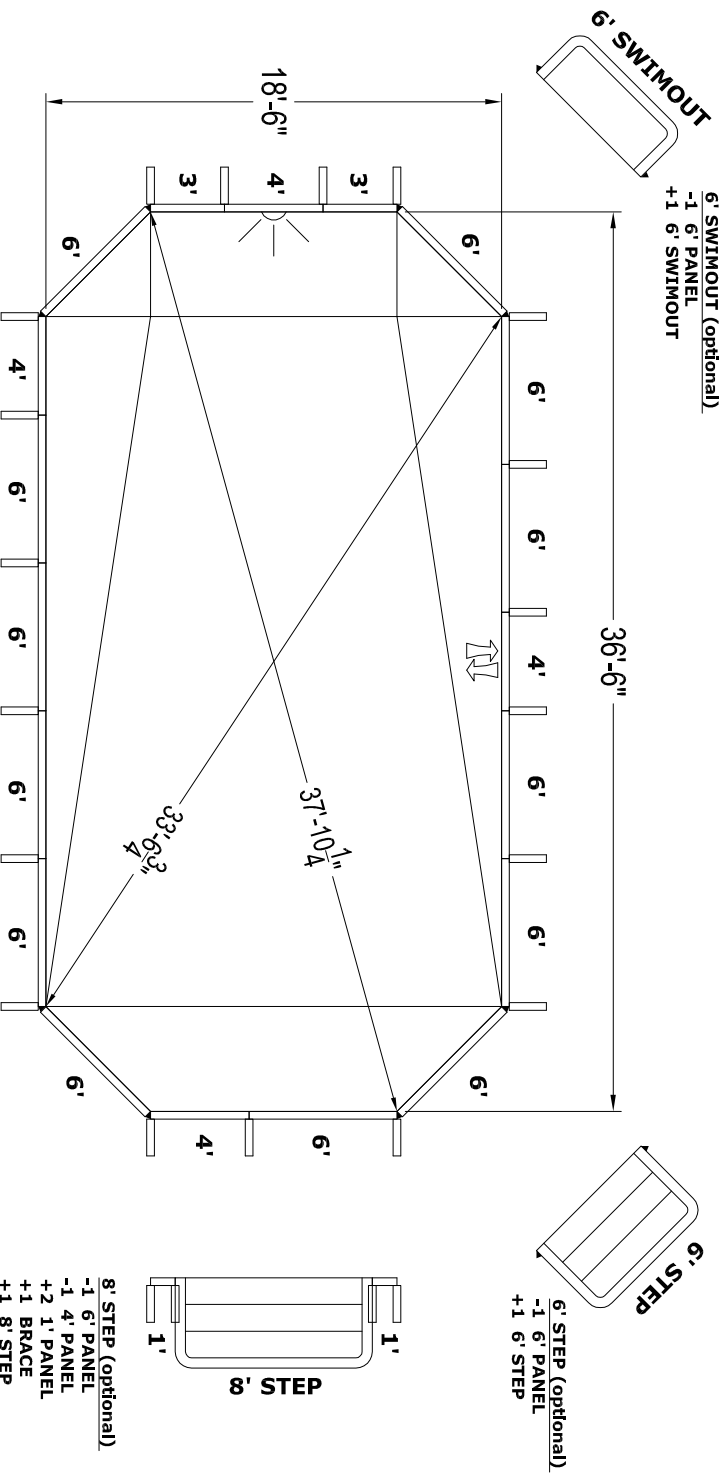
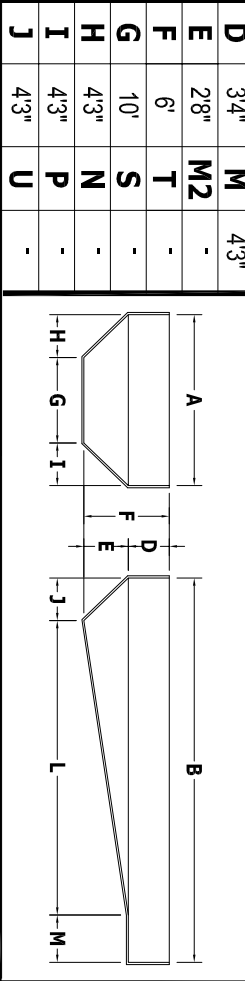


# 18'6" X 36'6" GRECIAN - WEDGE

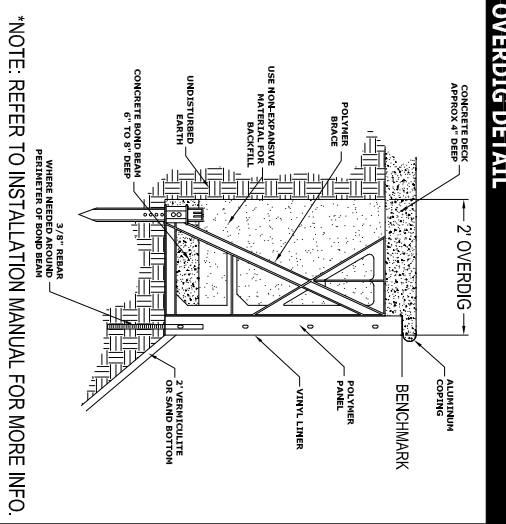


DIMENSIONS			
A	18'6"	K	-
B	36'6"	L	28'
D	3'4"	M	4'3"
E	2'8"	M2	-
F	6'	T	-
G	10'	S	-
H	4'3"	N	-
I	4'3"	P	-
J	4'3"	U	-



QTY	PART	DESCRIPTION
13	HP206	6' PANEL
2	HP204	4' PANEL
1	HP204L	4' PANEL (LIGHT)
1	HP204A	4' PANEL (A/G)
2	HP203	3' PANEL
8	HP213	45° WEDGE
19	HP199	BRACE

BILL OF MATERIALS	
-------------------	--



\*NOTE: REFER TO INSTALLATION MANUAL FOR MORE INFO.

**NO DIVING WARNING**  
 ATTENTION DEALER/BUILDER:  
 It is your responsibility to ensure the safety package provided is delivered to the pool owner and that the "NO DIVING" labels are properly installed.

**ADANGER**  
**NO DIVING**  
**SHALLOW WATER**  
 DIVING MAY CAUSE SERIOUS OR FATAL INJURY

**NO DIVING WARNING LABELS MUST BE INSTALLED IN NO DIVING AREAS ACCORDING TO NSPI SPECIFICATIONS**

**SUGGESTED LABEL LOCATIONS ARE SPECIFIED IN THE COPING LAYOUT**



### GENERAL NOTES

1. These are finished dimensions ready for the liner.
2. Dimensions are from inside pool panels.
3. The final water level should be to the middle of the skimmer opening(s).

### EXCAVATION NOTES

1. Rough excavation should be 2" deeper in each instance.
2. Soil to have minimum bearing capacity of 2000 P.S.F.
3. Locate top of pool at least 6" above surrounding land elevation.
4. See Overdig Detail for excavation around pool.
5. Fill voids under base of panels and lamp well.
6. Backfill with non-expansive material.

### ADDITIONAL NOTES

THIS DOCUMENT IS FOR ILLUSTRATIVE PURPOSES ONLY.  
 The dealer or contractor who sells or installs your pool is an independent contractor and is not an agent of the Manufacturer. The construction methods illustrated here are suggestions and apply only to normal ground conditions. There may be additional precautions and/or methods of construction. Proper installation is the responsibility of the dealer/contractor.

DATE: JAN 2012

PANEL LINE: CORNERSTONE

543 South Main Street - Sweetwater, TN 37874

DRAWING TITLE: 18'6" X 36'6" GRECIAN - WEDGE

DRAWING NUMBER: 20232-PWH