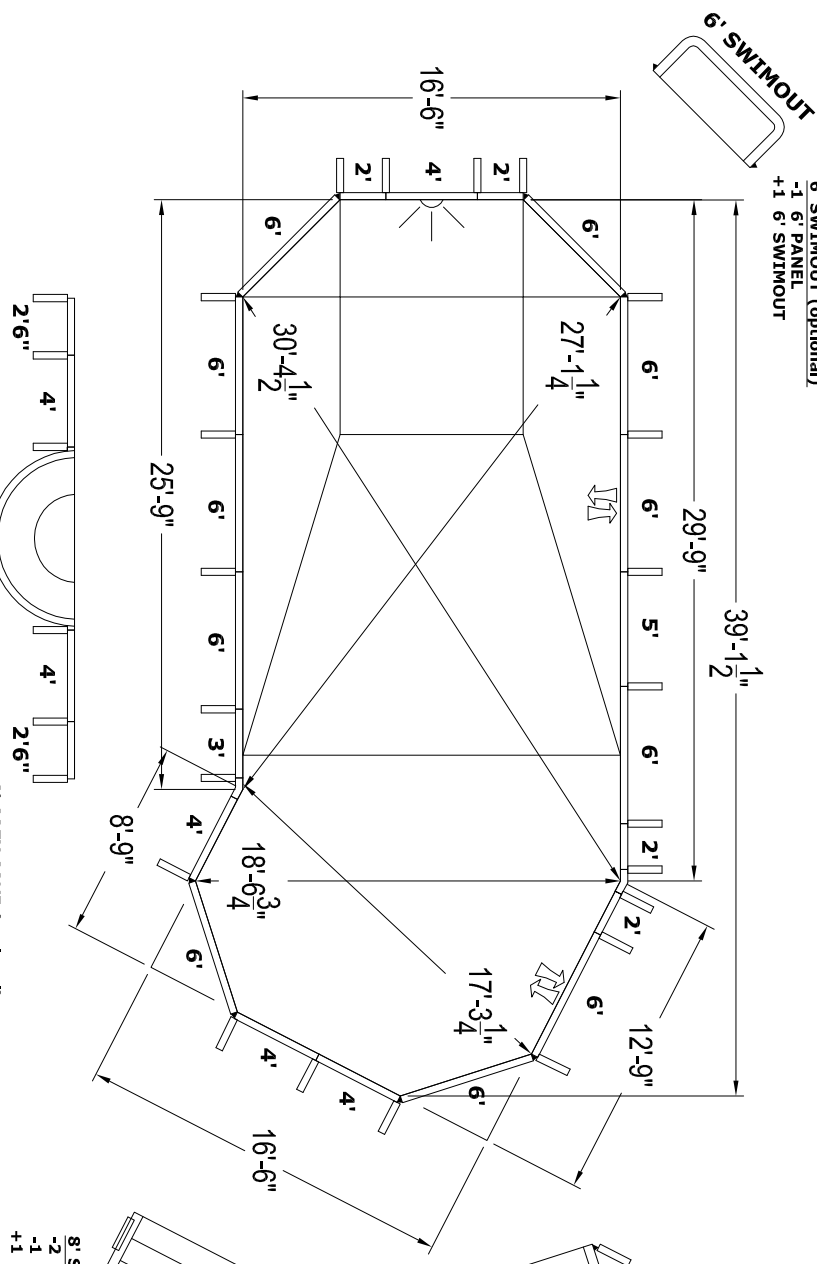


16'6" X 39' GRECIAN LAZY "L" LEFT



DIMENSIONS

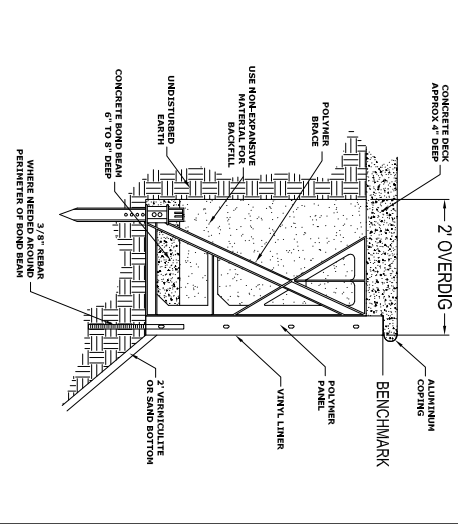
LETTER	LENGTH	WIDTH	SQ. FOOTAGE	GALLONS
A	16'6"	6'	-	635
B	29'9"	14'	-	19,986
D	3'4"	M	14'10 1/2"	
E	4'8"	M2	-	
F	8'	T	16'6"	
G	8'	S	12'9"	
H	4'3"	N	25'9"	
I	4'3"	P	8'9"	
J	4'3"	U	-	

PERIMETER 100'1" SQ. FOOTAGE 635
GALLONS 19,986

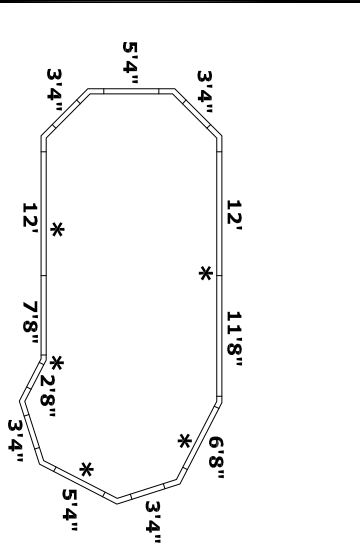
BILL OF MATERIALS

QTY	PART	DESCRIPTION
9	HP206	6' PANEL
2	HP206A	6' PANEL (A/G)
1	HP205	5' PANEL
3	HP204	4' PANEL
1	HP204L	4' PANEL (LIGHT)
1	HP203	3' PANEL
4	HP202	2' PANEL
1	HP221	30° LAZY-ELL PANEL
1	HP220	REV 30° LAZY-ELL PANEL
8	HP213	45° WEDGE
22	HP199	BRACE

OVERDIG DETAIL



COPING LAYOUT



NO DIVING WARNING

ATTENTION DEALER/BUILDER:

It is your responsibility to ensure the safety package provided is delivered to the pool owner and that the "NO DIVING" labels are properly installed.

NO DIVING: WARNING LABELS MUST BE INSTALLED IN NO DIVING AREAS ACCORDING TO NSPI SPECIFICATIONS

ADANGER

NO DIVING

SHALLOW WATER

DIVING MAY CAUSE DEATH OR SERIOUS INJURY

SUGGESTED LABEL LOCATIONS ARE SPECIFIED IN THE COPING LAYOUT

PRE-CUT PANEL LEGEND

★

★ SUGGESTED LABEL LOCATIONS ARE SPECIFIED IN THE COPING LAYOUT

▲ LIGHT

▲ AQUAGENIE

GENERAL NOTES

- These are finished dimensions ready for the liner.
- Dimensions are from inside pool panels.
- The final water level should be to the middle of the skimmer opening(s).

EXCAVATION NOTES

- Rough excavation should be 2" deeper in each instance.
- Soil to have minimum bearing capacity of 2000 P.S.F.
- Locate top of pool at least 6" above surrounding land elevation.
- See Panel Shelf Detail for excavation around pool.
- See Overdig Detail for excavation around pool.
- Backfill with non-expansive material.

ADDITIONAL NOTES

THIS DOCUMENT IS FOR ILLUSTRATIVE PURPOSES ONLY.

The dealer or contractor who sells or installs your pool is an independent contractor and is not an agent of the Manufacturer. The construction methods illustrated here are suggestions and apply only to normal ground conditions. There may be additional precautions and/or methods of construction. Proper installation is the responsibility of the dealer/installer/contractor.

DATE: JAN 2012

PANEL LINE: CORNERSTONE

DRAWING TITLE: 16'6" X 39' GRECIAN LAZY-ELL LEFT

DRAWING NUMBER: 20410-PWH

HYDRA POOLS

543 South Main Street - Sweetwater, TN 37874