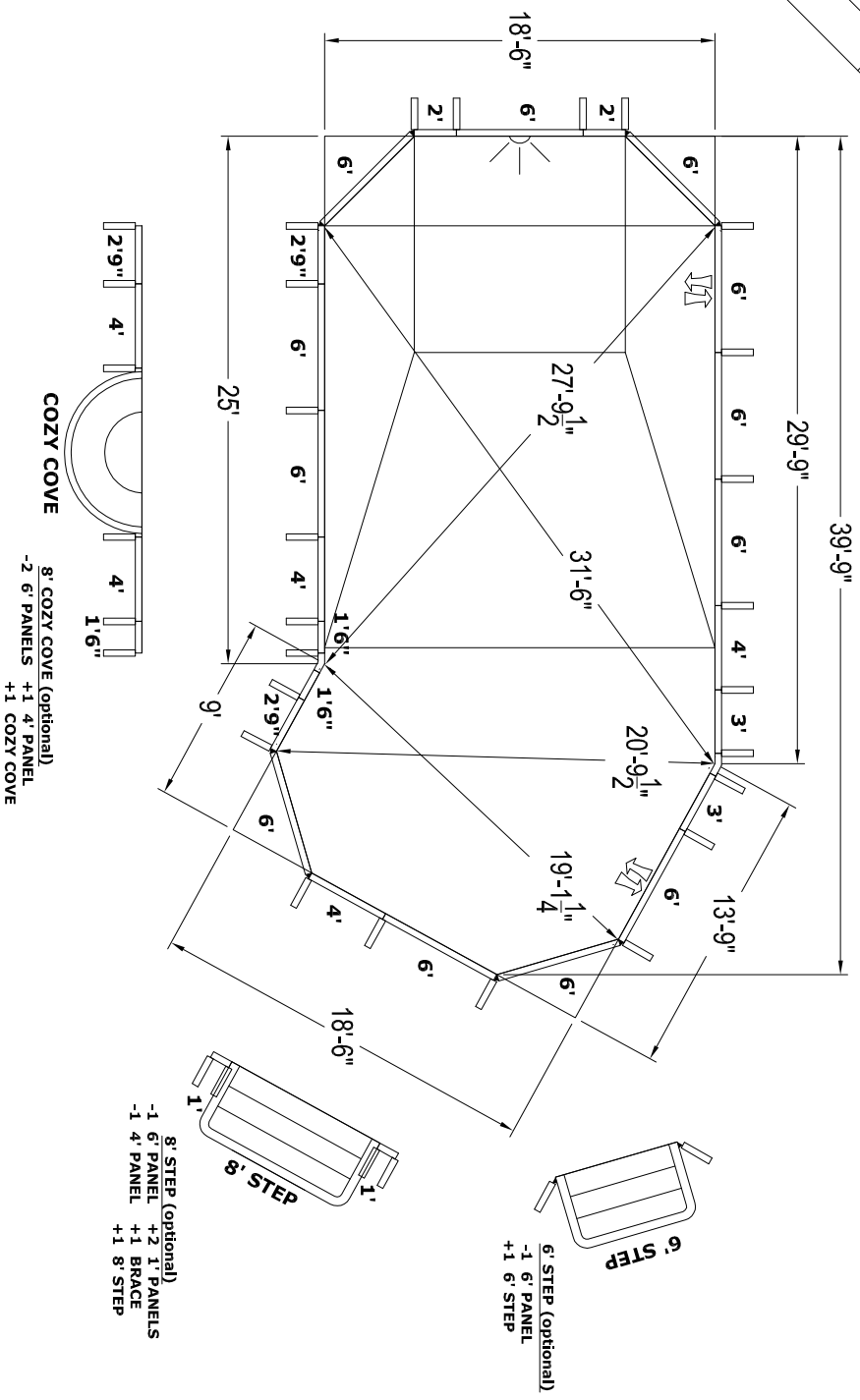
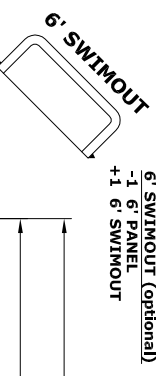


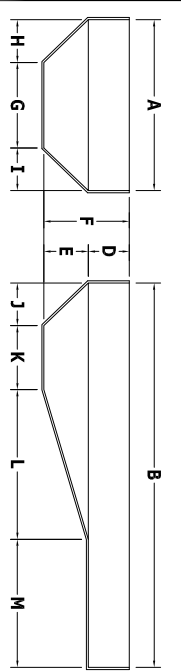
18'6" X 39'9" GRECIAN LAZY "L" LEFT



DIMENSIONS

LETTER	LENGTH	WIDTH	DEPTH
A	18'6"	K	6'
B	39'9"	L	14'
D	3'4"	M	15'9"
E	4'8"	M2	-
F	8'	T	18'6"
G	10'	S	13'9"
H	4'3"	N	25'
I	4'3"	P	9'
J	4'3"	U	-

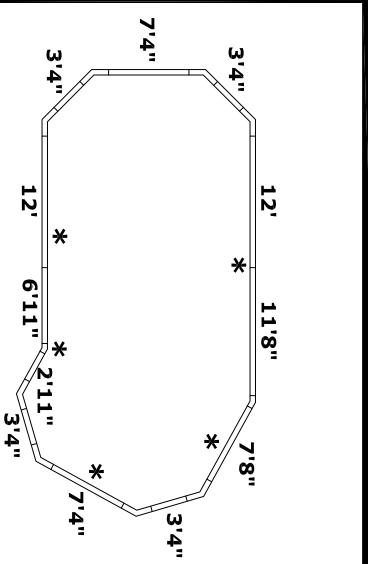
PERIMETER	SQ. FOOTAGE	GALLONS
104'6"	681	22581



BILL OF MATERIALS

QTY	PART	DESCRIPTION
9	HP206	6' PANEL
1	HP206L	6' PANEL (LIGHT)
2	HP206A	6' PANEL (A/G)
3	HP204	4' PANEL
2	HP203	3' PANEL
2	HP217	29" SPECIAL PANEL
2	HP202	2' PANEL
2	HP282S	16" SPECIAL PANEL
1	HP221	30" LAZY-ELL PANEL
1	HP220	REV 30" LAZY-ELL PANEL
8	HP213	45° WEDGE
24	HP199	BRACE

COPING LAYOUT



NO DIVING WARNING

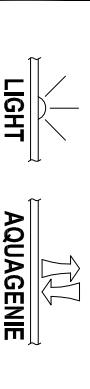
ATTENTION DEALER/BUILDER:
It is your responsibility to ensure the safety package provided is delivered to the pool owner and that the "NO DIVING" labels are properly installed.

"NO DIVING" WARNING LABELS MUST BE INSTALLED IN NO DIVING AREAS ACCORDING NSPI SPECIFICATIONS

ADANGER
NO DIVING
SHALLOW WATER

* SUGGESTED LABEL LOCATIONS ARE SPECIFIED IN THE COPING LAYOUT

PRE-CUT PANEL LEGEND



GENERAL NOTES

1. These are finished dimensions ready for the liner.
2. Dimensions are from inside pool panels.
3. The ideal water level should be to the middle of the skimmer opening(s).

EXCAVATION NOTES

1. Rough excavation should be 2" deeper in each instance.
2. Soil to have minimum bearing capacity of 2000 P.S.F.
3. Locate top of pool at least 6" above surrounding land elevation.
4. See "Overdig Detail" for excavation around pool.
5. Fill voids under base of panels and lamp well.
6. Backfill with non-expansive material.

ADDITIONAL NOTES

THIS DOCUMENT IS FOR ILLUSTRATIVE PURPOSES ONLY.
The dealer or contractor who sells or installs your pool is an independent contractor and is not an agent of the Manufacturer. The construction methods illustrated here are suggestions and apply only to normal ground conditions. There may be additional precautions and/or methods of construction. Proper installation is the responsibility of the dealer/contractor.

HYDRA POOLS
543 South Main Street - Sweetwater, TN 37874

DATE: JAN 2012
PANEL LINE: CORNERSTONE
DRAWING TITLE: 18'6" X 39'9" GRECIAN LAZY-ELL LEFT
DRAWING NUMBER: 20415-PWH