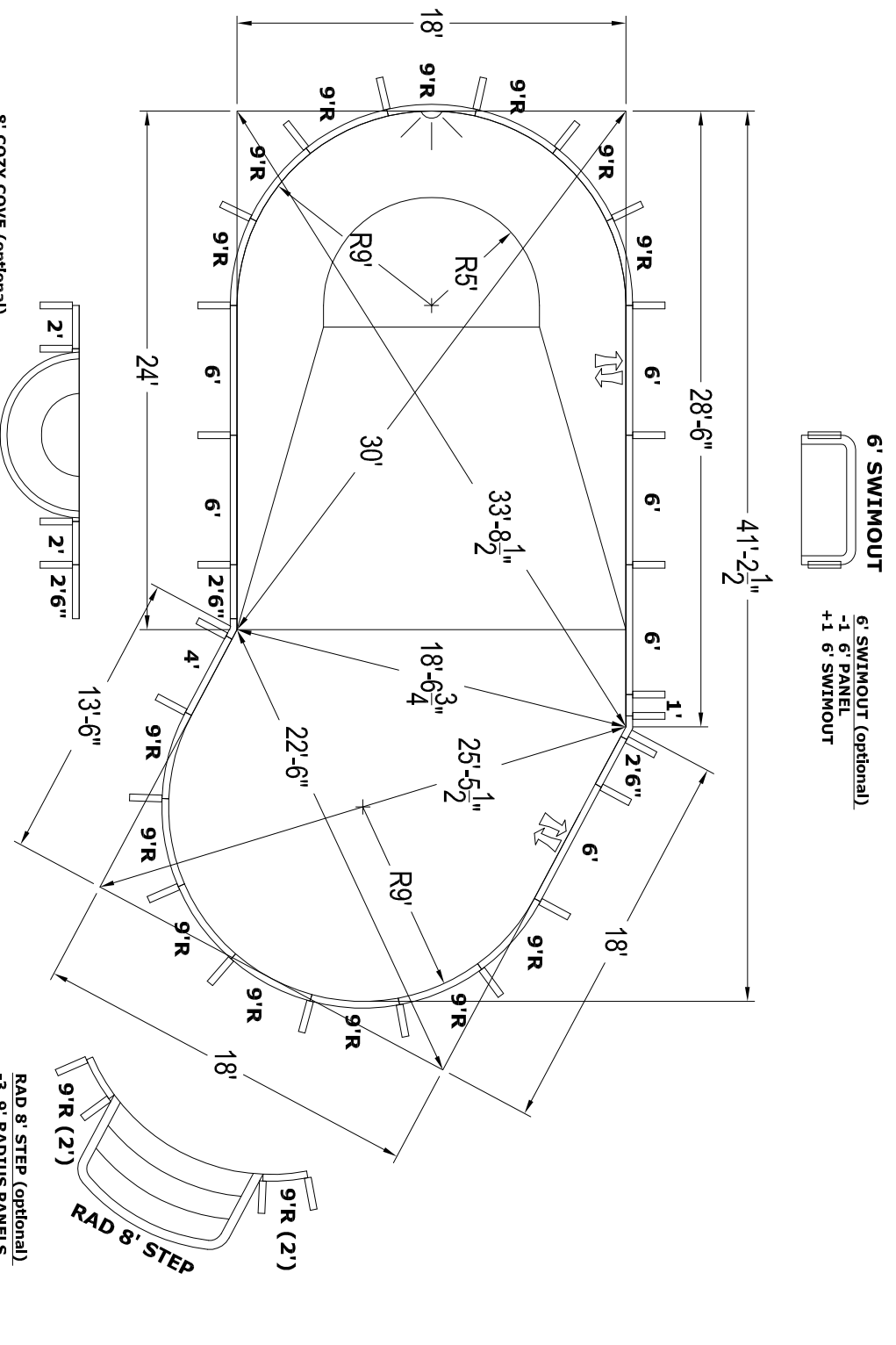


18' X 41'2" LAZY "L" OVAL LEFT



- 6' SWIMMOUT**
 6' SWIMMOUT (optional)
 -1 6' PANEL
 +1 6' SWIMMOUT

- 8' COZY COVE (optional)
 -2 6' PANELS
 +2 2' PANELS
 +1 BRACE
 +1 8' COZY COVE

- RAD 8' STEP (optional)
 -3 9' RADIUS PANELS
 +2 (9'R) 2' OVAL INSERT PANELS
 +1 RAD 8' STEP

GENERAL NOTES

1. These are finished dimensions ready for the liner.
2. Dimensions are from inside pool panels.
3. The ideal water level should be to the middle of the skimmer opening(s).

EXCAVATION NOTES

1. Rough excavation should be 2" deeper in each instance.
2. Soil to have minimum bearing capacity of 2000 P.S.F.
3. Locate top of pool at least 6" above surrounding land elevation.
4. See 'Overdig Detail' for excavation around pool.
5. Fill voids under base of panels and lamp well.
6. Backfill with non-expansive material.

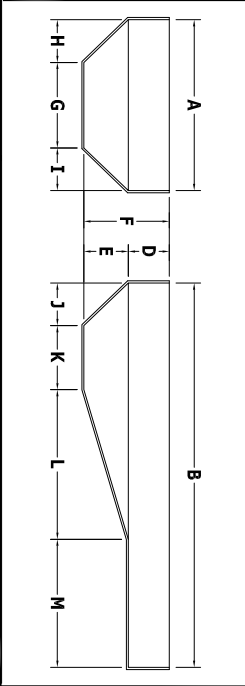
ADDITIONAL NOTES

THIS DOCUMENT IS FOR ILLUSTRATIVE PURPOSES ONLY.
 The dealer or contractor who sells or installs your pool is an independent contractor and is not an agent of the Manufacturer. The construction methods illustrated here are suggestions and apply only to normal ground conditions. There may be additional precautions and/or methods of construction. Proper installation is the responsibility of the dealer/installer/contractor.

DIMENSIONS

LETTER	LENGTH	WIDTH	DEPTH
A	18'	K	6'
B	28'6"	L	14'
D	3'4"	M	17'2 1/2"
E	4'8"	M2	-
F	8'	T	18'
G	10'	S	18'
H	4'	N	24'
I	4'	P	13'6"
J	4'	U	-

PERIMETER	SQ. FOOTAGE	GALLONS
104'6"	756	22449

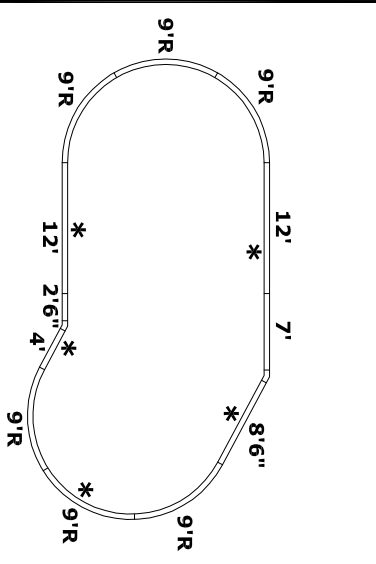


OVERDIG DETAIL

BILL OF MATERIALS

QTY	PART	DESCRIPTION
4	HP206	6' PANEL
2	HP206A	6' PANEL (A/G)
1	HP204	4' PANEL
2	HP283S	26" SPECIAL PANEL
1	HP201	1' PANEL
13	HP259	9R PANEL
1	HP259LL	9R PANEL (LIGHT)
1	HP221	30° LAZY-ELL PANEL
1	HP220	REV 30° LAZY-ELL PANEL
25	HP199	BRACE

COPING LAYOUT

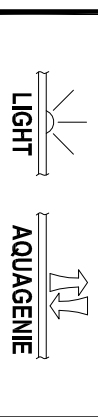


NO DIVING WARNING

ATTENTION DEALER/BUILDER:
 It is your responsibility to ensure the safety package provided is delivered to the pool owner and that the "NO DIVING" labels are properly installed.
 NO DIVING WARNING LABELS MUST BE INSTALLED IN NO DIVING AREAS ACCORDING NSPI SPECIFICATIONS



PRE-CUT PANEL LEGEND



DATE	PANEL LINE	DRAWING TITLE	DRAWING NUMBER
JAN 2012	CORNERSTONE	18' X 41'2" LAZY-ELL OVAL LEFT	20470-PWH

HYDRA POOLS
 543 South Main Street - Sweetwater, TN 37874

Copyright © 2012 by Hydra Pools