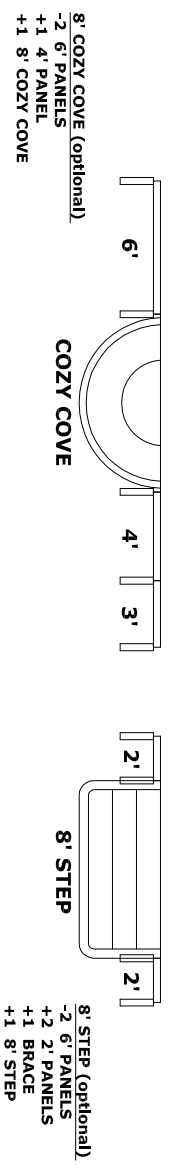
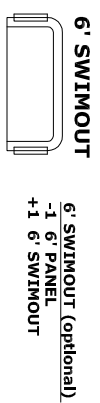
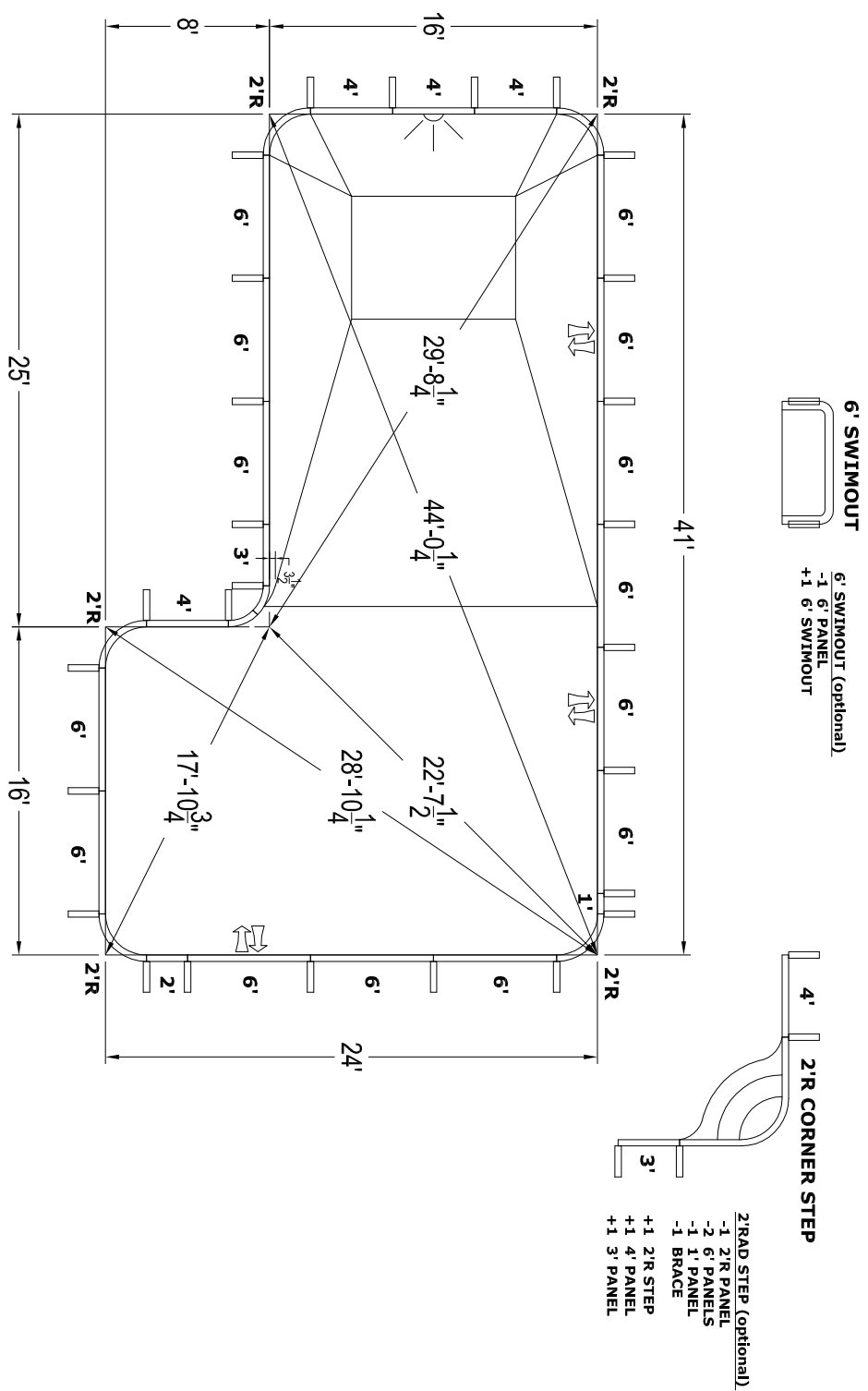


# 16' X 41' X 24' TRUE "L" LEFT 2' RADIUS (2'RR)



## GENERAL NOTES

1. These are finished dimensions ready for the liner.
2. Dimensions are from inside pool panels.
3. The final water level should be to the middle of the skimmer opening(s).

## EXCAVATION NOTES

1. Rough excavation should be 2" deeper in each instance.
2. Soil to have minimum bearing capacity of 2000 P.S.F.
3. Locate top of pool at least 6" above surrounding land elevation.
4. See Overdig Detail for excavation around pool.
5. Fill voids under base of panels and lamp well.
6. Backfill with non-expansive material.

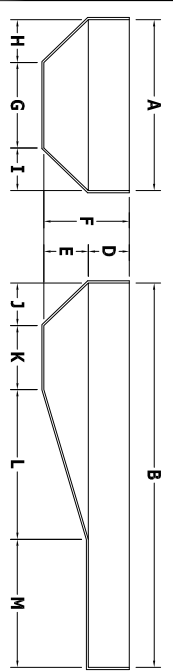
## ADDITIONAL NOTES

THIS DOCUMENT IS FOR ILLUSTRATIVE PURPOSES ONLY. The dealer or contractor who sells or installs your pool is an independent contractor and is not an agent of the Manufacturer. The construction methods illustrated here are suggestions and apply only to normal ground conditions. There may be additional precautions and/or methods of construction. Proper installation is the responsibility of the dealer/contractor.

## DIMENSIONS

LETTER	VALUE	LETTER	VALUE
A	16'	K	6'
B	41'	L	14'
D	3'4"	M	17'
E	4'8"	M2	-
F	8'	T	16'
G	8'	S	24'
H	4'	N	25'
I	4'	P	8'
J	4'	U	-

PERIMETER	SQ. FOOTAGE	GALLONS
125'2"	784	24,240

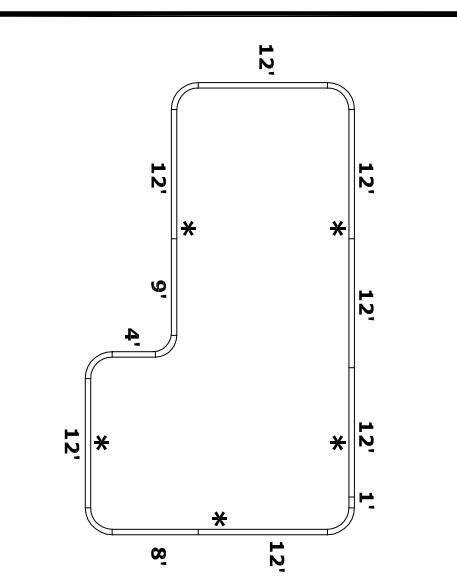


## OVERDIG DETAIL

### BILL OF MATERIALS

QTY	PART	DESCRIPTION
11	HP206	6' PANEL
3	HP206A	6' PANEL (A/G)
3	HP204	4' PANEL
1	HP204L	4' PANEL (LIGHT)
1	HP203	3' PANEL
1	HP202	2' PANEL
1	HP201	1' PANEL
5	HP252M	2R PANEL
2	HP252RR	2' RADIUS REVERSE
27	HP199	BRACE

## COPING LAYOUT



## NO DIVING WARNING

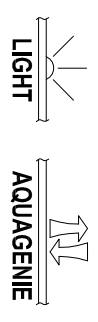
ATTENTION DEALER/BUILDER: It is your responsibility to ensure the safety package provided is delivered to the pool owner and that the "NO DIVING" labels are properly installed.

**NO DIVING WARNING LABELS MUST BE INSTALLED IN NO DIVING AREAS ACCORDING TO NSPI SPECIFICATIONS**



**PRE-CUT PANEL LEGEND**

\* SUGGESTED LABEL LOCATIONS ARE SPECIFIED IN THE COPING LAYOUT



DATE	PANEL LINE	DRAWING TITLE	DRAWING NUMBER
JAN 2012	CORNERSTONE	16' X 41' X 24' TRUE L LEFT 2' RADIUS	20514-PWH

**HYDRA POOLS**  
543 South Main Street - Sweetwater, TN 37874

Copyright © 2012 by Hydra Pools