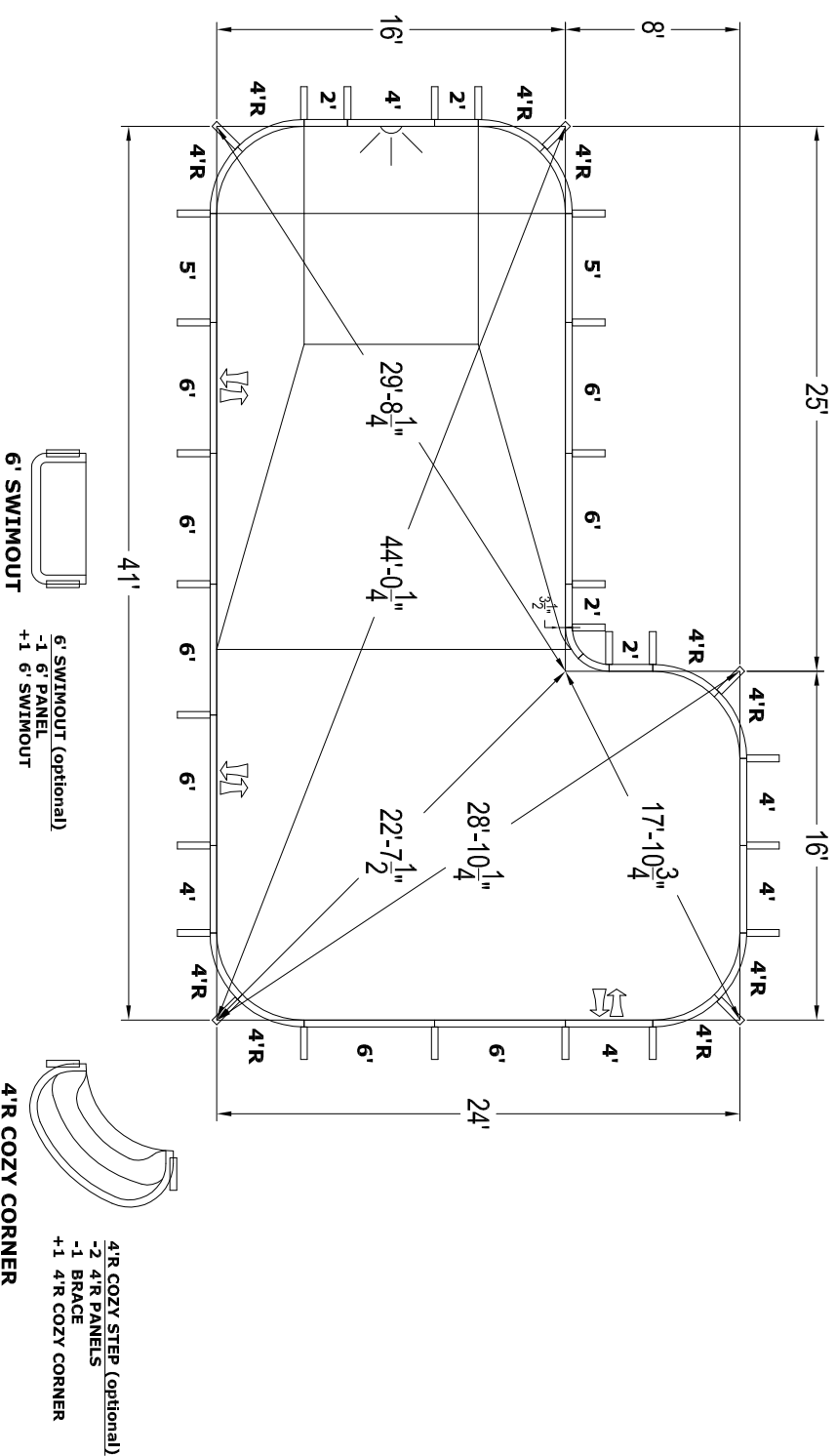
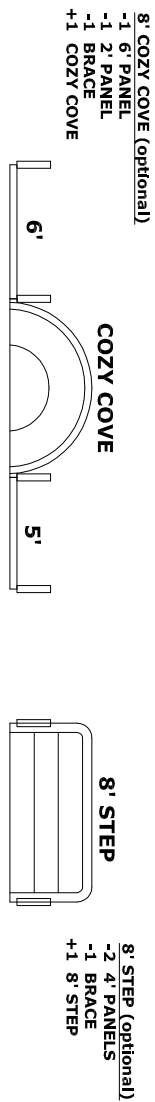


16' X 41' X 24' TRUE "L" RIGHT 4' RADIUS (2'RR)



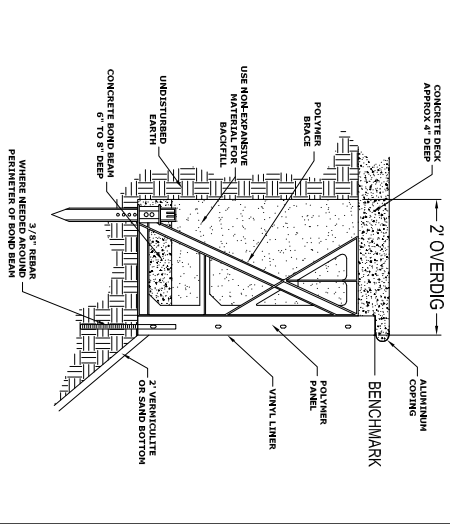
DIMENSIONS

LETTER	VALUE	LETTER	VALUE	SQ. FOOTAGE	GALLONS
A	16'	K	6'	-	784
B	41'	L	14'	-	23,862
D	3'4"	M	17'		
E	4'8"	M2	-		
F	8'	T	16'		
G	8'	S	24'		
H	4'	N	25'		
I	4'	P	8'		
J	4'	U	-		

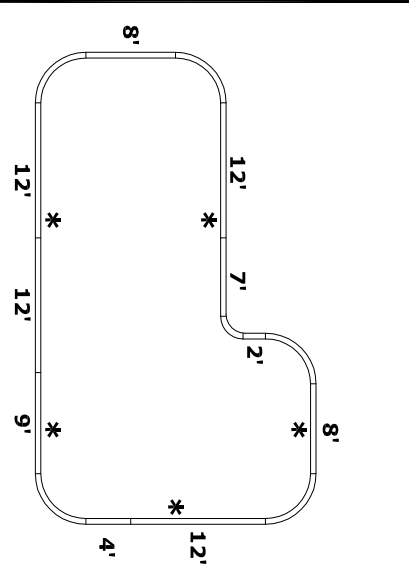
BILL OF MATERIALS

QTY	PART	DESCRIPTION
6	HP206	6' PANEL
2	HP206A	6' PANEL (A/G)
2	HP205	5' PANEL
3	HP204	4' PANEL
1	HP204L	4' PANEL (LIGHT)
1	HP204A	4' PANEL (A/G)
4	HP202	2' PANEL
10	HP254	4'R PANEL
1	HP225RR	2' RADIUS REVERSE
30	HP199	BRACE

OVERDIG DETAIL



COPING LAYOUT



NO DIVING WARNING

ATTENTION DEALER/BUILDER:
 It is your responsibility to ensure the safety package provided is delivered to the pool owner and that the "NO DIVING" labels are properly installed.

NO DIVING WARNING LABELS MUST BE INSTALLED IN NO DIVING AREAS ACCORDING TO NSPI SPECIFICATIONS

ADANGER

NO DIVING

SHALLOW WATER

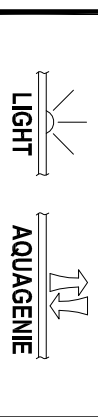
NO DIVING

SHALLOW WATER

DIVING MAY CAUSE DEATH OR SERIOUS INJURY

SUGGESTED LABEL LOCATIONS ARE SPECIFIED IN THE COPING LAYOUT

PRE-CUT PANEL LEGEND



GENERAL NOTES

- These are finished dimensions ready for the liner.
- Dimensions are from inside pool panels.
- The ideal water level should be to the middle of the skimmer opening(s).

EXCAVATION NOTES

- Rough excavation should be 2" deeper in each instance.
- Soil to have minimum bearing capacity of 2000 P.S.F.
- Locate top of pool at least 6" above surrounding land elevation.
- See "Overdig Detail" for excavation around pool.
- Fill voids under base of panels and lamp well.
- Backfill with non-expansive material.

ADDITIONAL NOTES

THIS DOCUMENT IS FOR ILLUSTRATIVE PURPOSES ONLY.
 The dealer or contractor who sells or installs your pool is an independent contractor and is not an agent of the Manufacturer. The construction methods illustrated here are suggestions and apply only to normal ground conditions. There may be additional precautions and/or methods of construction. Proper installation is the responsibility of the dealer/contractor.

DATE: JAN 2012

PANEL LINE: CORNERSTONE

DRAWING TITLE: 16' X 41' X 24' TRUE L RIGHT 4' RADIUS

DRAWING NUMBER: 20528-PWH

HYDRA POOLS
 543 South Main Street - Sweetwater, TN 37874