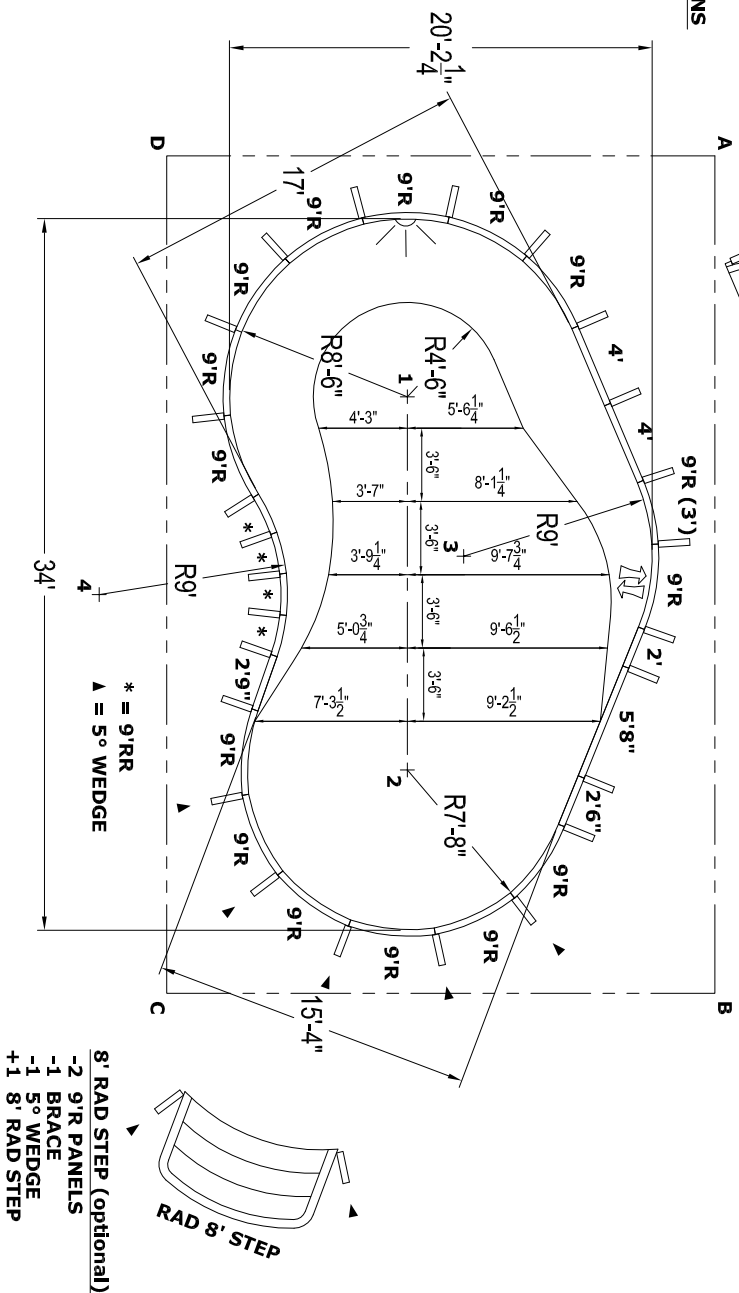


# 17' X 34' KIDNEY LEFT

8' COZY COVE (Optional)  
 -2 4' PANELS  
 -1 BRACE  
 +1 8' COZY COVE



**LAYOUT DIMENSIONS**

A-B	40'
A-C	47'9 3/4"
B-C	26'2 1/4"
A-1	18'8"
A-3	22'7"
B-2	18'2"
B-3	24'3/4"
C-2	15'8 1/4"
C-4	19'3 3/4"
D-1	16'3 1/4"
D-4	21'2 1/2"
1-2	17'10"
1-3	8'1"
1-4	17'6"
2-3	10'6 1/2"
2-4	16'11 1/4"

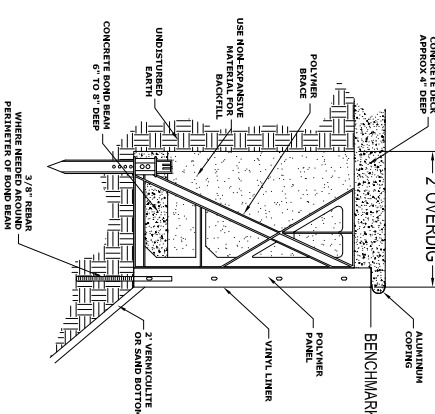
**DIMENSIONS**

A	17'	K	6'	-	-	<b>SQ. FOOTAGE</b>	686
B	34'	L	14'	PERIMETER	88'8"	<b>GALLONS</b>	19,580
D	3'4"	M	10'				
E	4'8"	M2	-				
F	8'	T	15'4"				
G	9'	S	20'2 1/4"				
H	4'	N	-				
I	4'	P	9'				
J	4'	U	9'				

**BILL OF MATERIALS**

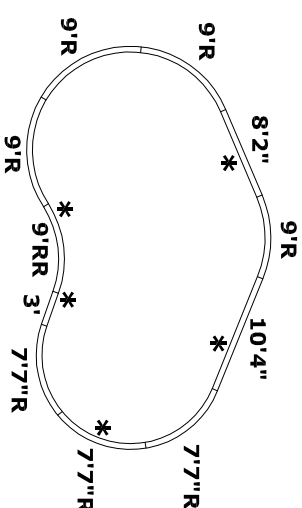
QTY	PART	DESCRIPTION
1	HP218	5'8" SPECIAL PANEL
2	HP204	4' PANEL
1	HP217	29" SPECIAL PANEL
1	HP283S	26" SPECIAL PANEL
1	HP202	2' PANEL
12	HP259	9'R PANEL
1	HP259LL	9'R PANEL (LIGHT)
1	HP259A	9'R PANEL (AG)
1	HP225	(9'R) 3' ROMAN INSERT
4	HP219N	9'R REVERSE ( * )
5	HP226	5" WEDGE
25	HP199	BRACE

**OVERDIG DETAIL**



\*NOTE: REFER TO INSTALLATION MANUAL FOR MORE INFO.

**COPING LAYOUT**



**NO DIVING WARNING**

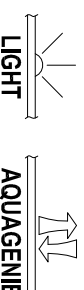
ATTENTION DEALER/BUILDER:  
 It is your responsibility to ensure the safety package provided is delivered to the pool owner and that the "NO DIVING" labels are properly installed.

**NO DIVING WARNING LABELS MUST BE INSTALLED IN NO DIVING AREAS ACCORDING NSPI SPECIFICATIONS**

**ADANGER**  
**NO DIVING**  
**SHALLOW WATER**  
 DIVING MAY CAUSE DEATH OR PERMANENT INJURY

**SUGGESTED LABEL LOCATIONS ARE SPECIFIED IN THE COPING LAYOUT**

**PRE-CUT PANEL LEGEND**



**GENERAL NOTES**

1. These are finished dimensions ready for the liner.
2. Dimensions are from inside pool panels.
3. The final water level should be to the middle of the skimmer opening(s).

**EXCAVATION NOTES**

1. Rough excavation should be 2" deeper in each instance.
2. Soil to have minimum bearing capacity of 2000 P.S.F.
3. Locate top of pool at least 6" above surrounding land elevation.
4. See Panel Shelf Detail for excavation around pool.
6. Backfill with non-expansive material.

**ADDITIONAL NOTES**

THIS DOCUMENT IS FOR ILLUSTRATIVE PURPOSES ONLY.

The dealer or contractor who sells or installs your pool is an independent contractor and is not an agent of the Manufacturer. The construction methods illustrated here are suggestions and apply only to normal ground conditions. There may be additional precautions and/or methods of construction. Proper installation is the responsibility of the dealer/contractor.

DATE	PANEL LINE	DRAWING TITLE	DRAWING NUMBER
JAN 2012	CORNERSTONE	17' X 34' KIDNEY LEFT	20720-PWH



543 South Main Street - Sweetwater, TN 37874