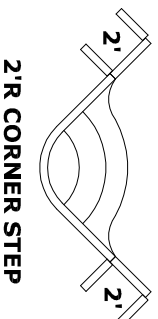
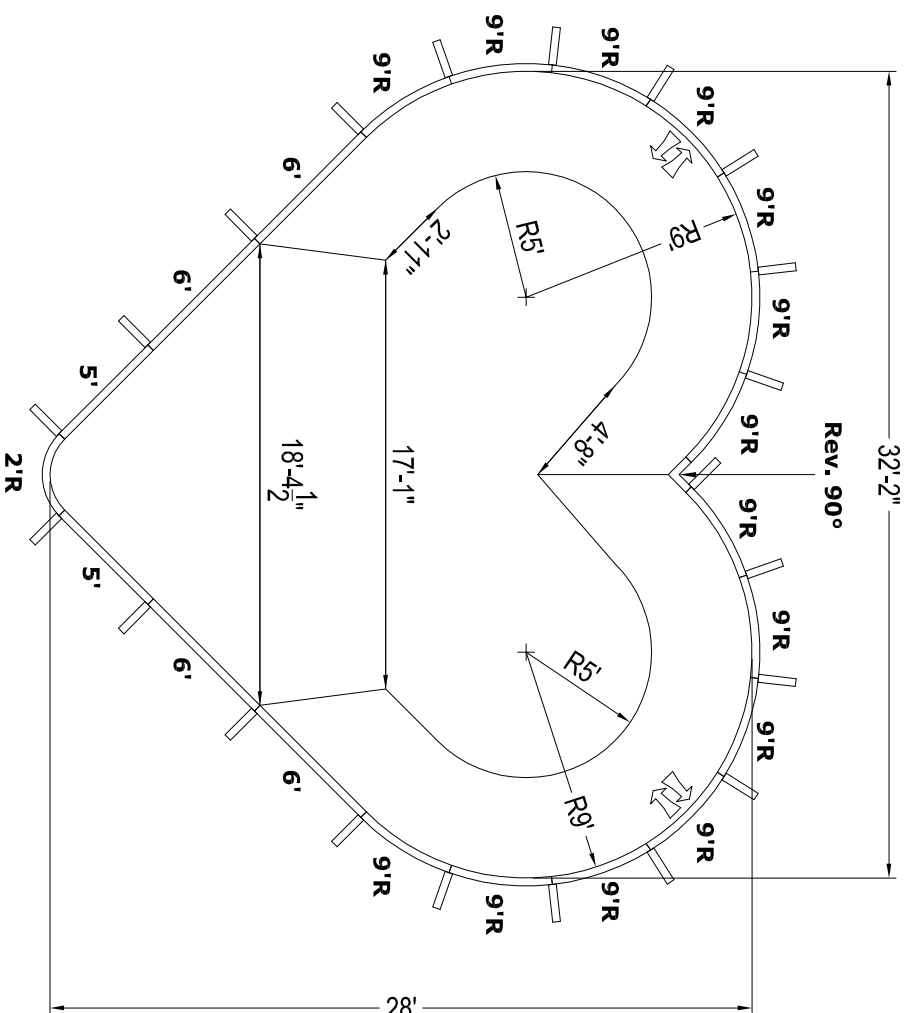


32'2" X 28' HEART



2'R CORNER STEP (optional)
 -2 5' PANELS
 -1 2'R PANEL
 +2 2' PANELS
 +1 2'R CORNER STEP

GENERAL NOTES

1. These are finished dimensions ready for the liner.
2. Dimensions are from inside pool panels.
3. The ideal water level should be to the middle of the skimmer opening(s).

EXCAVATION NOTES

1. Rough excavation should be 2" deeper in each instance.
2. Soil to have minimum bearing capacity of 2000 P.S.F.
3. Locate top of pool at least 6" above surrounding land elevation.
4. See Overdig Detail for excavation around pool.
5. Fill voids under base of panels and lamp well.
6. Backfill with non-expansive material.

ADDITIONAL NOTES

THIS DOCUMENT IS FOR ILLUSTRATIVE PURPOSES ONLY. The dealer or contractor who sells or installs your pool is an independent contractor and is not an agent of the Manufacturer. The construction methods illustrated here are suggestions and apply only to normal ground conditions. There may be additional precautions and/or methods of construction. Proper installation is the responsibility of the dealer/contractor.

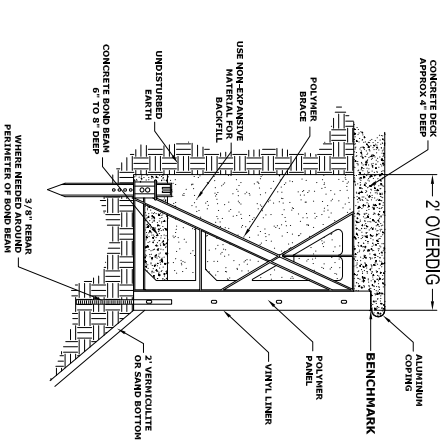
DIMENSIONS

LETTER	LENGTH	WIDTH	SQ. FOOTAGE	GALLONS
A	32'2"	K 10'8"	-	901
B	28'	L 5'	-	
D	3'4"	M 8'4"	PERIMETER 95'8"	17,128
E	1'8"	M2 -		
F	5'	T -		
G	24'2"	S -		
H	4'	N -		
I	4'	P -		
J	4'	U -		

BILL OF MATERIALS

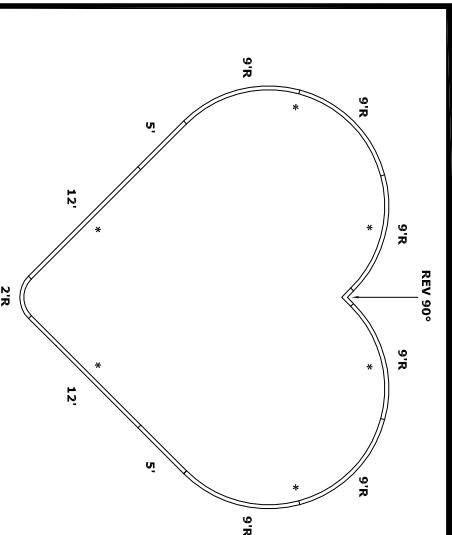
QTY	PART	DESCRIPTION
4	HP206	6' PANEL
2	HP205	5' PANEL
12	HP259	9'R PANEL
2	HP259A	9'R PANEL (A/G)
1	HP252M	2'R PANEL
1	HP222	REVERSE 90° PANEL
21	HP199	BRACE

OVERDIG DETAIL



* NOTE: REFER TO INSTALLATION MANUAL FOR MORE INFO.

COPING LAYOUT



NO DIVING WARNING

ATTENTION DEALER/BUILDER: It is your responsibility to ensure the safety package provided is delivered to the pool owner and that the "NO DIVING" labels are properly installed.

NO DIVING WARNING LABELS MUST BE INSTALLED IN NO DIVING AREAS ACCORDING NSPI SPECIFICATIONS

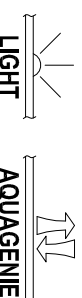
ADANGER

NO DIVING SHALLOW WATER



SUGGESTED LABEL LOCATIONS ARE SPECIFIED IN THE COPING LAYOUT

PRE-CUT PANEL LEGEND



HYDRA POOLS
 543 South Main Street - Sweetwater, TN 37874

DATE: JAN 2012
 PANEL LINE: CORNERSTONE
 DRAWING TITLE: 32'2" X 28' HEART
 DRAWING NUMBER: 20990-PWH