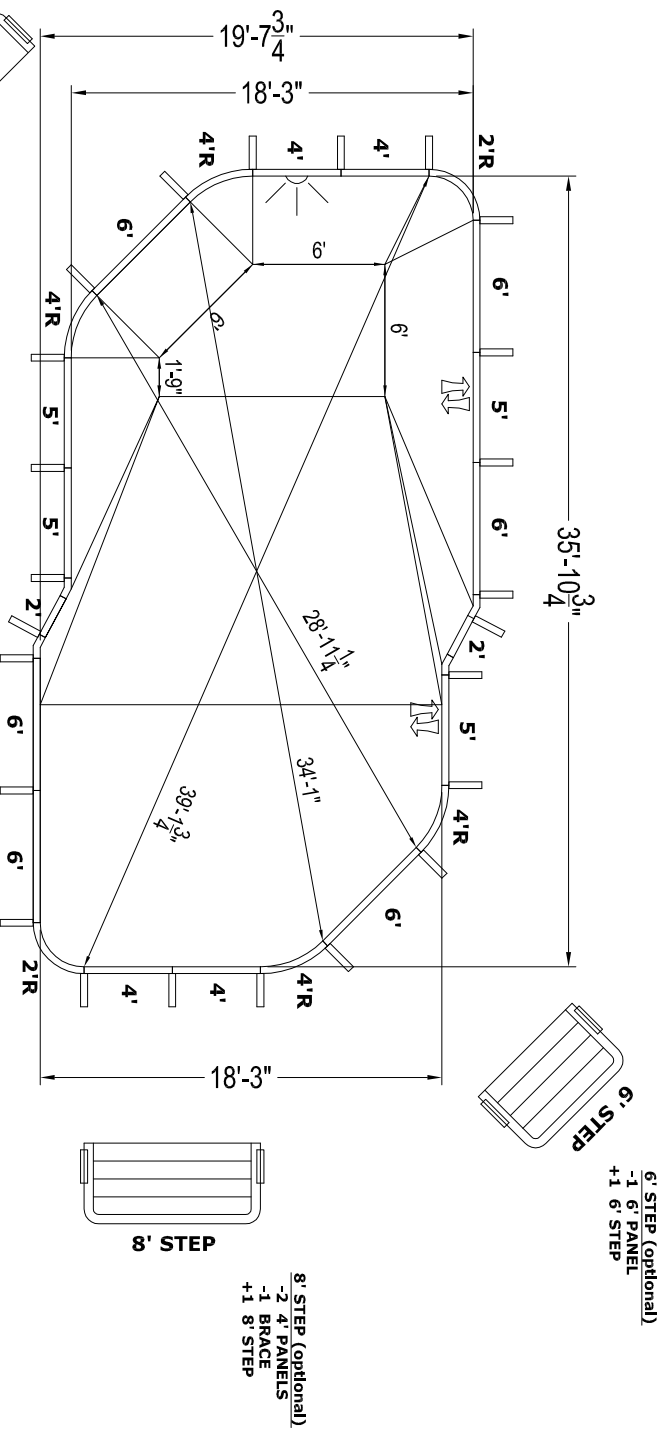


19'8" X 35'1 1/4" BALIZE



6' STEP (optional)
-1 6' PANEL
+1 6' STEP

8' STEP (optional)
-2 4' PANELS
-1 1' BRACE
+1 8' STEP

2'R STEP (optional)
-1 2'R PANEL
-1 6' PANEL
-1 4' PANEL
+1 3' PANEL
+1 1' PANEL
+1 2' RAD STEP

2'R CORNER STEP

8' COZY COVE (optional)
-2 5' PANELS
+2 1' BRACE
+1 COZY COVE

GENERAL NOTES

1. These are finished dimensions ready for the liner.
2. Dimensions are from inside pool panels.
3. The final water level should be to middle of the skimmer opening(s).

EXCAVATION NOTES

1. Rough excavation should be 2" deeper in each instance.
2. Soil to have minimum bearing capacity of 2000 P.S.F.
3. Locate top of pool at least 6" above surrounding land elevation.
4. See "Overdig Detail" for excavation around pool.
5. Fill voids under base of panels and lamp well.
6. Backfill with non-expansive material.

ADDITIONAL NOTES

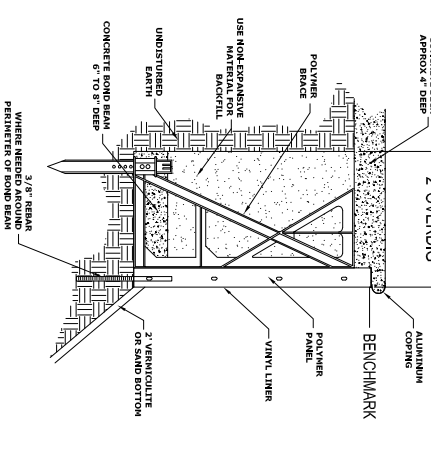
THIS DOCUMENT IS FOR ILLUSTRATIVE PURPOSES ONLY.

The dealer or contractor who sells or installs your pool is an independent contractor and is not an agent of the Manufacturer. The construction methods illustrated here are suggestions and apply only to normal ground conditions. There may be additional precautions and/or methods of construction. Proper installation is the responsibility of the dealer/contractor.

DIMENSIONS

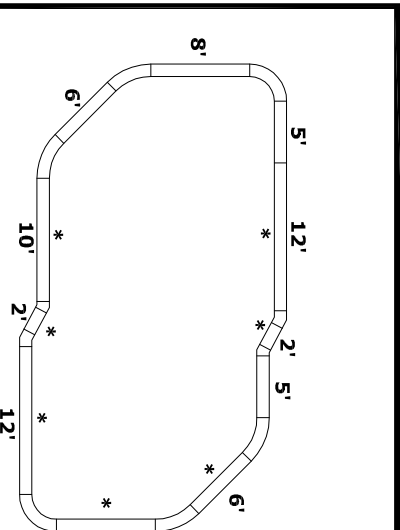
A	18'3"	K	6'	-	-	SQ. FOOTAGE	706
B	35'10 3/4"	L	14'	PERIMETER	100'10"	CAPACITY	20,983
D	3'4"	M	11'10 3/4"				
E	4'8"	M2	-				
F	8'	T	-				
G	10'3"	S	-				
H	4'	N	-				
I	4'	P	-				
J	4'	U	-				

OVERDIG DETAIL



*NOTE: REFER TO INSTALLATION MANUAL FOR MORE INFO.

COPING LAYOUT



ATTENTION DEALER/BUILDER:

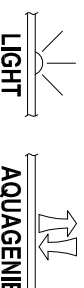
It is your responsibility to ensure the safety package provided is delivered to the pool owner and that the "NO DIVING" labels are properly installed.

"NO DIVING" WARNING LABELS MUST BE INSTALLED IN NO DIVING AREAS ACCORDING NSPI SPECIFICATIONS



*** SUGGESTED LABEL LOCATIONS ARE SPECIFIED IN THE COPING LAYOUT**

PRE-CUT PANEL LEGEND



DATE	PANEL LINE	DRAWING TITLE	DRAWING NUMBER
JAN 2012	CORNERSTONE	19'8" X 35'1 1/4" BALIZE	20991-PWH



543 South Main Street - Sweetwater, TN 37874