

NOTES:

1. THESE ARE FINISHED DIMENSIONS READY FOR THE LINER.
2. DIMENSIONS ARE FROM INSIDE POOL PANELS.
3. THE IDEAL WATER LEVEL SHOULD BE TO THE MIDDLE OF THE SKIMMER OPENING(S).

EXCAVATION NOTES:

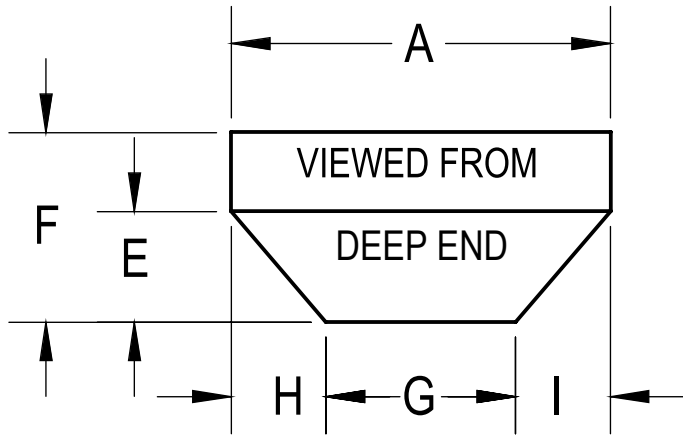
4. ROUGH EXCAVATION SHOULD BE 2" DEEPER IN EACH INSTANCE
5. SOIL TO HAVE MINIMUM BEARING CAPACITY OF 2000 PSF.
6. LOCATE TOP OF POOL AT LEAST 6" ABOVE THE SURROUNDING LAND ELEVATION
7. SEE "OVER DIG DETAIL" FOR EXCAVATION AROUND POOL.
8. FILL VOIDS UNDER BASE OF PANELS AND TAMP WELL.
9. BACK FILL WITH NON-EXPANSIVE MATERIAL

IMPORTANT NOTES:

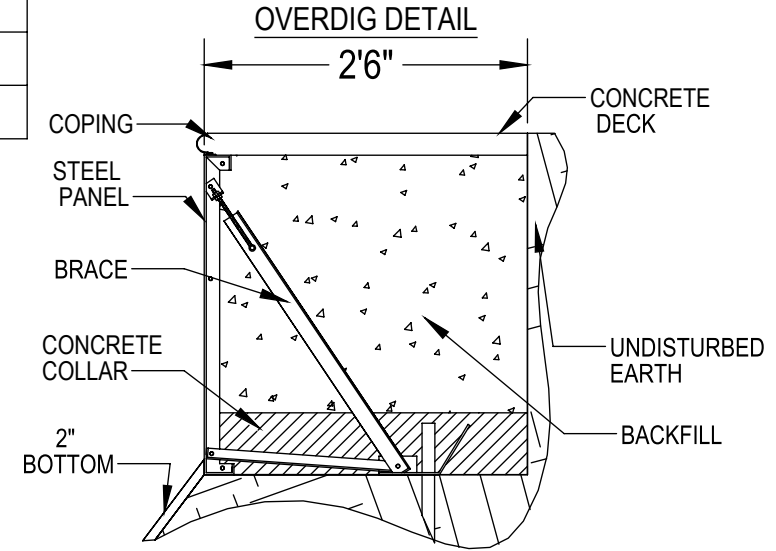
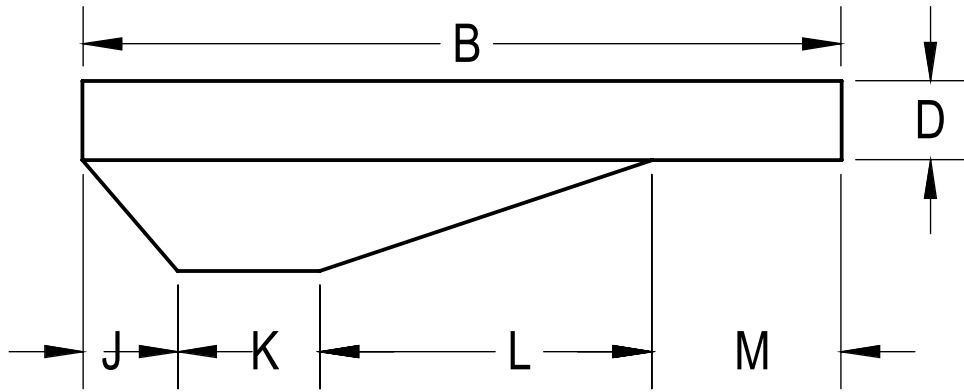
THIS DOCUMENT IS FOR ILLUSTRATIVE PURPOSES ONLY. THE DEALER OR CONTRACTOR WHO SELLS OR INSTALLS YOUR POOL IS AN INDEPENDENT CONTRACTOR AND IS NOT AN AGENT OF THE MANUFACTURER. THE CONSTRUCTION METHODS ILLUSTRATED HERE ARE SUGGESTIONS AND APPLY ONLY TO NORMAL GROUND CONDITIONS. THERE MAY BE ADDITIONAL PRECAUTIONS AND/OR METHODS OF CONSTRUCTION. PROPER INSTALLATION IS THE RESPONSIBILITY OF THE DEALER/ BUILDER/CONTRACTOR.

ITEM NO.	PART NUMBER	DESCRIPTION	QTY.
1	HPSD108P	8' PLAIN PANEL	5
2	HPSFOB	STEEL BRACE	20
3	HPSD108L	8' LIGHT PANEL	1
4	HPSD108AG	8' AG PANEL	2
5	HPSDLLR	6' X 6" LAZY L REVERSE	1
6	HPSDLL	6" X 6" LAZY ELL	1
7	HPS1916	BOLT PACK 50 PCS	5
8	HPSD2R	2'R PANEL	4
9	HPSD103P	3' PLAIN PANEL	5
10	HPSD1066P	6'6" PLAIN PANEL	1
11	HPSD102P	2' PLAIN PANEL	1
12	HPSD1056P	5'6" PLAIN PANEL	1

ENGINEERING DRAWING NUMBER: 00000873	WEIGHT: 86.515 lbs VOLUME: 2394.720 Inch ³ COLOR: NA HEAT TREAT: NA FINISH: NA TEXTURE: NA	UNLESS OTHERWISE SPECIFIED DIMENSIONS ARE IN INCHES TOLERANCES DECIMALS: X ± 0.1 XX ± 0.01 XXX ± 0.005 XXXX ± 0.0005 ANGULAR: X ± 0.5 THIRD ANGLE PROJECTION 	DESIGNED BY: RCOLBOCH DETAILED BY: Rcolboch LAST REVISED BY: rcolboch MATERIAL: Material <not specified>	<h1>PoolWarehouse</h1> <p>...we know swimming pools</p>		
				TITLE: <h2>18' X 39'7" LAZY ELL LEFT 2'R</h2>		
				PART NUMBER: <h1>60425</h1>	SCALE: 1:96 SHEET: 1 OF 1	SIZE: <h1>B</h1>



A	18'	K	6'0"
B	28'6"	L	14'0"
D	3'4"	M	VAR
E	4'-8"	M2	
F	8'0"	T	18'
G	10'0"	S	13'6"
H	4'0"	N	24'0"
I	4'0"	P	9'0"
J	4'0"	U	



NOTES:

1. THESE ARE FINISHED DIMENSIONS READY FOR THE LINER.
2. DIMENSIONS ARE FROM INSIDE POOL PANELS.
3. THE IDEAL WATER LEVER SHOULD BE TO THE MIDDLE OF THE SKIMMER OPENING(S).

EXCAVATION NOTES:

4. ROUGH EXCAVATION SHOULD BE 2" DEEPER IN EACH INSTANCE
5. SOIL TO HAVE MINIMUM BEARING CAPACITY OF 2000 PSF.
6. LOCATE TOP OF POOL AT LEAST 6" ABOVE THE SURROUNDING LAND ELEVATION
7. SEE "OVER DIG DETAIL" FOR EXCAVATION AROUND POOL.
8. FILL VOIDS UNDER BASE OF PANELS AND TAMP WELL.
9. BACK FILL WITH NON-EXPANSIVE MATERIAL

IMPORTANT NOTES:

THIS DOCUMENT IS FOR ILLUSTRATIVE PURPOSES ONLY. THE DEALER OR CONTRACTOR WHO SELLS OR INSTALLS YOUR POOL IS AN INDEPENDENT CONTRACTOR AND IS NOT AN AGENT OF THE MANUFACTURER. THE CONSTRUCTION METHODS ILLUSTRATED HERE ARE SUGGESTIONS AND APPLY ONLY TO NORMAL GROUND CONDITIONS. THERE MAY BE ADDITIONAL PRECAUTIONS AND/OR METHODS OF CONSTRUCTION. PROPER INSTALLATION IS THE RESPONSIBILITY OF THE DEALER/BUILDER/CONTRACTOR.

SQ FOOT 675
 PERIMETER 107' 7"
 GALLONS 22220

PANEL LEGEND



NO DIVING WARNING:
 ATTENTION DEALER/BUILDER:
 It is your responsibility to ensure the safety package provided is delivered to the pool wonder and that the "NO DIVING" labels are properly installed.



"NO DIVING" WARNING LABELS MUST BE INSTALLED IN NO DIVING AREAS ACCORDING TO ANSI SPECIFICATIONS

00000873	WEIGHT: 86.515 lbs	UNLESS OTHERWISE SPECIFIED DIMENSIONS ARE IN INCHES TOLERANCES DECIMALS: X ± 0.1 XX ± 0.01 XXX ± 0.005 XXXX ± 0.0005 ANGULAR: X ± 0.5 THIRD ANGLE PROJECTION 	DESIGNED BY: RCOLBOCH	PoolWarehouse <i>...we know swimming pools</i>
	VOLUME: 2394.720 Inch³		DETAILED BY: Rcolboch	
	COLOR: NA		LAST REVISED BY: rcolboch	TITLE: 18' X 39'7" LAZY ELL LEFT 2'R
	HEAT TREAT: NA		MATERIAL: Material <not specified>	PART NUMBER: 60425
FINISH: NA		SCALE: 1:96	SIZE: B *	
TEXTURE: NA		SHEET: 1 OF 1		