

NOTES:

1. THESE ARE FINISHED DIMENSIONS READY FOR THE LINER.
2. DIMENSIONS ARE FROM INSIDE POOL PANELS.
3. THE IDEAL WATER LEVEL SHOULD BE TO THE MIDDLE OF THE SKIMMER OPENING(S).

EXCAVATION NOTES:

4. ROUGH EXCAVATION SHOULD BE 2" DEEPER IN EACH INSTANCE
5. SOIL TO HAVE MINIMUM BEARING CAPACITY OF 2000 PSF.
6. LOCATE TOP OF POOL AT LEAST 6" ABOVE THE SURROUNDING LAND ELEVATION
7. SEE "OVER DIG DETAIL" FOR EXCAVATION AROUND POOL.
8. FILL VOIDS UNDER BASE OF PANELS AND TAMP WELL.
9. BACK FILL WITH NON-EXPANSIVE MATERIAL

IMPORTANT NOTES:

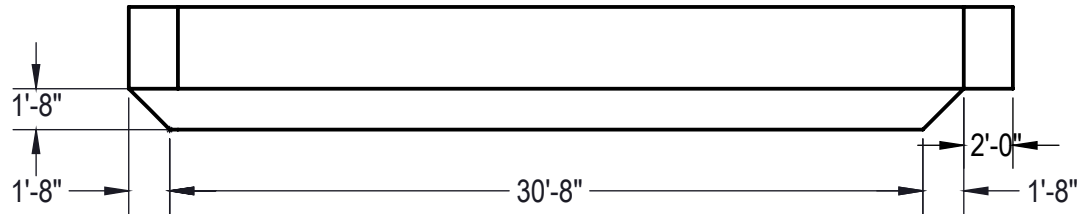
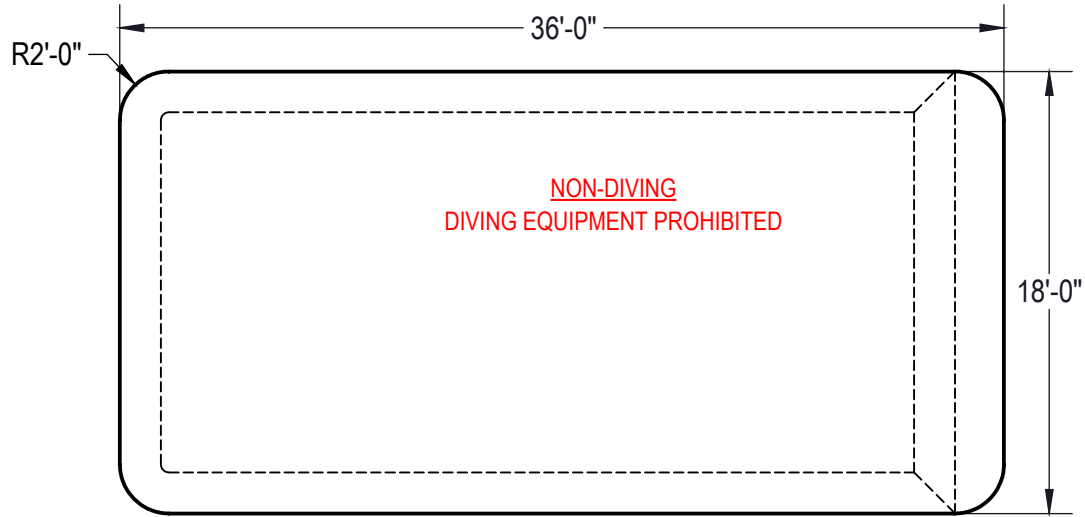
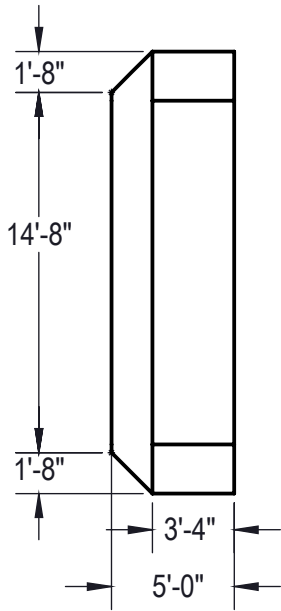
THIS DOCUMENT IS FOR ILLUSTRATIVE PURPOSES ONLY. THE DEALER OR CONTRACTOR WHO SELLS OR INSTALLS YOUR POOL IS AN INDEPENDENT CONTRACTOR AND IS NOT AN AGENT OF THE MANUFACTURER. THE CONSTRUCTION METHODS ILLUSTRATED HERE ARE SUGGESTIONS AND APPLY ONLY TO NORMAL GROUND CONDITIONS. THERE MAY BE ADDITIONAL PRECAUTIONS AND/OR METHODS OF CONSTRUCTION. PROPER INSTALLATION IS THE RESPONSIBILITY OF THE DEALER/ BUILDER/CONTRACTOR.

ITEM	FILE NAME	DESCRIPTION	CUSTOMER DRAWING #	VENDOR PART #	QTY.	VENDOR NAME	MATERIAL
1	BRACE	BRACE, 4 TAB, HYDRA - 200 SERIES	HP299	HP299	22	HYDRA POOLS	PS
2	PANEL, 2' LONG	PANEL, 2' LONG - 200 SERIES	HP202	HP202	1	HYDRA POOLS	PS
3	PANEL, 2' RADIUS	PANEL, 2' RADIUS - 200 SERIES	HP252M	HP252M	4	HYDRA POOLS	PS
4	PANEL, 3' LONG	PANEL, 3' LONG - 200 SERIES	HP203	HP203	2	HYDRA POOLS	PS
5	PANEL, 4' LONG	PANEL, 4' LONG - 200 SERIES	HP204	HP204	4	HYDRA POOLS	PS
6	PANEL, 6' LONG	PANEL, 6' LONG - 200 SERIES	HP206	HP206	8	HYDRA POOLS	PS
7	PANEL, 6' LONG WITH 1084	PANEL, 6' LONG WITH 1084 SKIMMER - 200 SERIES	HP2064	HP2064	2	HYDRA POOLS	PS
8	HS110N	STEP, 8", TWIN SEAT, 4 TREAD	HS110N	HS110N	1	HYDRA POOLS	ABS

ENGINEERING DRAWING NUMBER: 00010700	WEIGHT:	UNLESS OTHERWISE SPECIFIED DIMENSIONS ARE IN INCHES TOLERANCES DECIMALS: X ± .1 XX ± .01 XXX ± .001 XXXX ± .0005 ANGULAR: X ± 0.5 THIRD ANGLE PROJECTION 	DESIGNED BY:	CREATION DATE:
	VOLUME:		RCOLBOCH	3/21/2013
	Inch ³ :		DETAILED BY:	DETAILED DATE:
	COLOR:		MWILLIAMS	3/3/2016
	HEAT TREAT:		LAST REVISED BY:	LAST REVISED DATE:
FINISH:	mwiliams	3/3/2016	TITLE:	LAYOUT, 18' X 36' RECTANGLE, 2' RADIUS, 5' DEEP, FLAT BOTTOM, HS110N, 2-1084, 200 SERIES
TEXTURE:	MATERIAL:		PART NUMBER:	00010700

PoolWarehouse
we know swimming pools

SCALE:	1:128	SIZE:	A
SHEET:	1 OF 3		



NOTES:

1. THESE ARE FINISHED DIMENSIONS READY FOR THE LINER.
2. DIMENSIONS ARE FROM INSIDE POOL PANELS.
3. THE IDEAL WATER LEVEL SHOULD BE TO THE MIDDLE OF THE SKIMMER OPENING(S).

EXCAVATION NOTES:

4. ROUGH EXCAVATION SHOULD BE 2" DEEPER IN EACH INSTANCE
5. SOIL TO HAVE MINIMUM BEARING CAPACITY OF 2000 PSF.
6. LOCATE TOP OF POOL AT LEAST 6" ABOVE THE SURROUNDING LAND ELEVATION
7. SEE "OVER DIG DETAIL" FOR EXCAVATION AROUND POOL.
8. FILL VOIDS UNDER BASE OF PANELS AND TAMP WELL.
9. BACK FILL WITH NON-EXPANSIVE MATERIAL

IMPORTANT NOTES:

THIS DOCUMENT IS FOR ILLUSTRATIVE PURPOSES ONLY. THE DEALER OR CONTRACTOR WHO SELLS OR INSTALLS YOUR POOL IS AN INDEPENDENT CONTRACTOR AND IS NOT AN AGENT OF THE MANUFACTURER. THE CONSTRUCTION METHODS ILLUSTRATED HERE ARE SUGGESTIONS AND APPLY ONLY TO NORMAL GROUND CONDITIONS. THERE MAY BE ADDITIONAL PRECAUTIONS AND/OR METHODS OF CONSTRUCTION. PROPER INSTALLATION IS THE RESPONSIBILITY OF THE DEALER/BUILDER/CONTRACTOR.

Area: 644'-81 1/2" ^2
 Perimeter: 104'-7"
 Volume = 22660 US gallons

PANEL LEGEND



NO DIVING WARNING:
 ATTENTION DEALER/BUILDER:
 It is your responsibility to ensure the safety package provided is delivered to the pool wonder and that the "NO DIVING" labels are properly installed.



"NO DIVING" WARNING LABELS MUST BE INSTALLED IN NO DIVING AREAS ACCORDING TO ANSI SPECIFICATIONS

ENGINEERING DRAWING NUMBER: 00010700	WEIGHT: lbs	UNLESS OTHERWISE SPECIFIED DIMENSIONS ARE IN INCHES TOLERANCES DECIMALS: X ± .1 XX ± .01 XXX ± .001 XXXX ± .0005 ANGULAR: X ± 0.5 THIRD ANGLE PROJECTION 	DESIGNED BY: RCOLBOCH	CREATION DATE: 3/21/2013	<h1>PoolWarehouse</h1> <p><i>we know swimming pools</i></p>
	VOLUME: Inch³		DETAILED BY: MWILLIAMS	DETAILED DATE: 3/3/2016	
	COLOR:		LAST REVISED BY: mwilliams	LAST REVISED DATE: 3/3/2016	
	HEAT TREAT:		MATERIAL:	TITLE: LAYOUT, 18' X 36' RECTANGLE, 2' RADIUS, 5' DEEP, FLAT BOTTOM, HS110N, 2-1084, 200 SERIES	
FINISH:			PART NUMBER: <h1>00010700</h1>	SCALE: 1:128	SIZE: A
TEXTURE:				SHEET: 1 OF 3	