

NOTES:

1. THESE ARE FINISHED DIMENSIONS READY FOR THE LINER.
2. DIMENSIONS ARE FROM INSIDE POOL PANELS.
3. THE IDEAL WATER LEVEL SHOULD BE TO THE MIDDLE OF THE SKIMMER OPENING(S).

EXCAVATION NOTES:

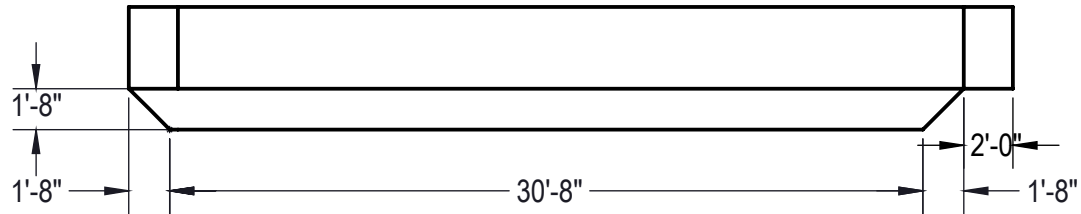
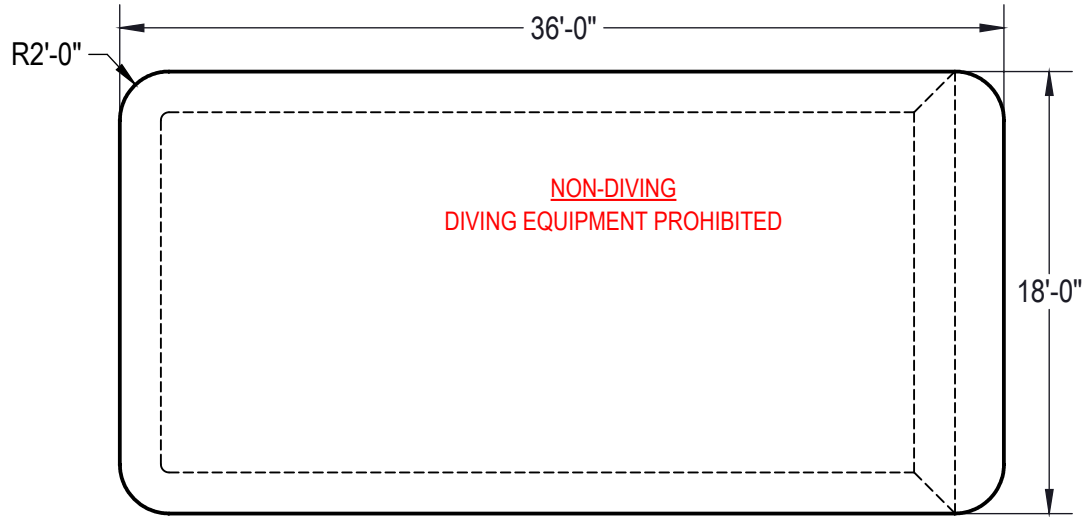
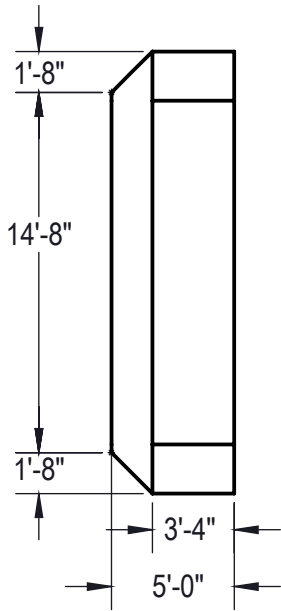
4. ROUGH EXCAVATION SHOULD BE 2" DEEPER IN EACH INSTANCE
5. SOIL TO HAVE MINIMUM BEARING CAPACITY OF 2000 PSF.
6. LOCATE TOP OF POOL AT LEAST 6" ABOVE THE SURROUNDING LAND ELEVATION
7. SEE "OVER DIG DETAIL" FOR EXCAVATION AROUND POOL.
8. FILL VOIDS UNDER BASE OF PANELS AND TAMP WELL.
9. BACK FILL WITH NON-EXPANSIVE MATERIAL

IMPORTANT NOTES:

THIS DOCUMENT IS FOR ILLUSTRATIVE PURPOSES ONLY. THE DEALER OR CONTRACTOR WHO SELLS OR INSTALLS YOUR POOL IS AN INDEPENDENT CONTRACTOR AND IS NOT AN AGENT OF THE MANUFACTURER. THE CONSTRUCTION METHODS ILLUSTRATED HERE ARE SUGGESTIONS AND APPLY ONLY TO NORMAL GROUND CONDITIONS. THERE MAY BE ADDITIONAL PRECAUTIONS AND/OR METHODS OF CONSTRUCTION. PROPER INSTALLATION IS THE RESPONSIBILITY OF THE DEALER/ BUILDER/CONTRACTOR.

ITEM	FILE NAME	DESCRIPTION	CUSTOMER DRAWING #	VENDOR PART #	QTY.	VENDOR NAME	MATERIAL
1	BRACE	BRACE, 5 TAB, HYDRA - 200 SERIES	HP299	HP299	22	HYDRA POOLS	PS
2	PANEL, 2' RADIUS	PANEL, 2' RADIUS - 200 SERIES	HP252M	HP252M	4	HYDRA POOLS	PS
3	PANEL, 4' LONG	PANEL, 4' LONG - 200 SERIES	HP204	HP204	2	HYDRA POOLS	PS
4	PANEL, 5' LONG	PANEL, 5' LONG - 200 SERIES	HP205	HP205	2	HYDRA POOLS	PS
5	PANEL, 6' LONG	PANEL, 6' LONG - 200 SERIES	HP206	HP206	10	HYDRA POOLS	PS
6	PANEL, 6' LONG WITH 1084	PANEL, 6' LONG WITH 1084 SKIMMER - 200 SERIES	HP2064	HP2064	2	HYDRA POOLS	PS
7	PANEL, 6' LONG WITH LIGHT	PANEL, 6' LONG WITH LIGHT - 200 SERIES	HP206L	HP206L	1	HYDRA POOLS	PS
8	HS110N	STEP, 8', TWIN SEAT	HS110N	HS110N	1	HYDRA POOLS	ABS

ENGINEERING DRAWING NUMBER: 00008990	WEIGHT:	UNLESS OTHERWISE SPECIFIED DIMENSIONS ARE IN INCHES TOLERANCES DECIMALS: X ± .1 XX ± .01 XXX ± .001 XXXX ± .0005 ANGULAR: X ± 0.5 THIRD ANGLE PROJECTION 	DESIGNED BY:	CREATION DATE:	<h2>PoolWarehouse</h2> <p><i>we know swimming pools</i></p>
	VOLUME:		RCOLBOCH	5/20/2013	
	COLOR:		JBOSSERDET	10/5/2012	
	HEAT TREAT:		Jbosserdet	4/22/2015	
FINISH:			LAST REVISED BY:	LAST REVISED DATE:	TITLE: LAYOUT, 20' X 40', RECTANGLE, 2' RADIUS, 4' DEEP, FLAT BOTTOM, HS299, HS110N-CENTER SHALLOW, LIGHT, 1084, 200 SERIES
TEXTURE:			MATERIAL:		PART NUMBER: 00008990
					SCALE: 1:72
					SHEET: 1 OF 3
					SIZE: A



NOTES:

1. THESE ARE FINISHED DIMENSIONS READY FOR THE LINER.
2. DIMENSIONS ARE FROM INSIDE POOL PANELS.
3. THE IDEAL WATER LEVEL SHOULD BE TO THE MIDDLE OF THE SKIMMER OPENING(S).

EXCAVATION NOTES:

4. ROUGH EXCAVATION SHOULD BE 2" DEEPER IN EACH INSTANCE
5. SOIL TO HAVE MINIMUM BEARING CAPACITY OF 2000 PSF.
6. LOCATE TOP OF POOL AT LEAST 6" ABOVE THE SURROUNDING LAND ELEVATION
7. SEE "OVER DIG DETAIL" FOR EXCAVATION AROUND POOL.
8. FILL VOIDS UNDER BASE OF PANELS AND TAMP WELL.
9. BACK FILL WITH NON-EXPANSIVE MATERIAL

IMPORTANT NOTES:

THIS DOCUMENT IS FOR ILLUSTRATIVE PURPOSES ONLY. THE DEALER OR CONTRACTOR WHO SELLS OR INSTALLS YOUR POOL IS AN INDEPENDENT CONTRACTOR AND IS NOT AN AGENT OF THE MANUFACTURER. THE CONSTRUCTION METHODS ILLUSTRATED HERE ARE SUGGESTIONS AND APPLY ONLY TO NORMAL GROUND CONDITIONS. THERE MAY BE ADDITIONAL PRECAUTIONS AND/OR METHODS OF CONSTRUCTION. PROPER INSTALLATION IS THE RESPONSIBILITY OF THE DEALER/BUILDER/CONTRACTOR.

NO DIVING WARNING:
ATTENTION DEALER/BUILDER:
 It is your responsibility to ensure the safety package provided is delivered to the pool wonder and that the "NO DIVING" labels are properly installed.



"NO DIVING" WARNING LABELS MUST BE INSTALLED IN NO DIVING AREAS ACCORDING TO ANSI SPECIFICATIONS

PANEL LEGEND



ENGINEERING DRAWING NUMBER: 00008990	WEIGHT: lbs	UNLESS OTHERWISE SPECIFIED DIMENSIONS ARE IN INCHES TOLERANCES DECIMALS: X ± .1 XX ± .01 XXX ± .001 XXXX ± .0005 ANGULAR: X ± 0.5 THIRD ANGLE PROJECTION 	DESIGNED BY: RCOLBOCH	CREATION DATE: 5/20/2013	<h1>PoolWarehouse</h1> <p><i>we know swimming pools</i></p> <p>TITLE: LAYOUT, 20' X 40', RECTANGLE, 2' RADIUS, 4' DEEP, FLAT BOTTOM, HS299, HS110N-CENTER SHALLOW, LIGHT, 1084, 200 SERIES</p>
	VOLUME: Inch³		DETAILED BY: JBOSSERDET	DETAILED DATE: 10/5/2012	
	NA COLOR:		LAST REVISED BY: jbosserdet	LAST REVISED DATE: 4/22/2015	
	HEAT TREAT: NA		MATERIAL:		
	FINISH: NA				
TEXTURE: NA			PART NUMBER: 00008990	SCALE: 1:72	SIZE: A
			SHEET: 1 OF 3		