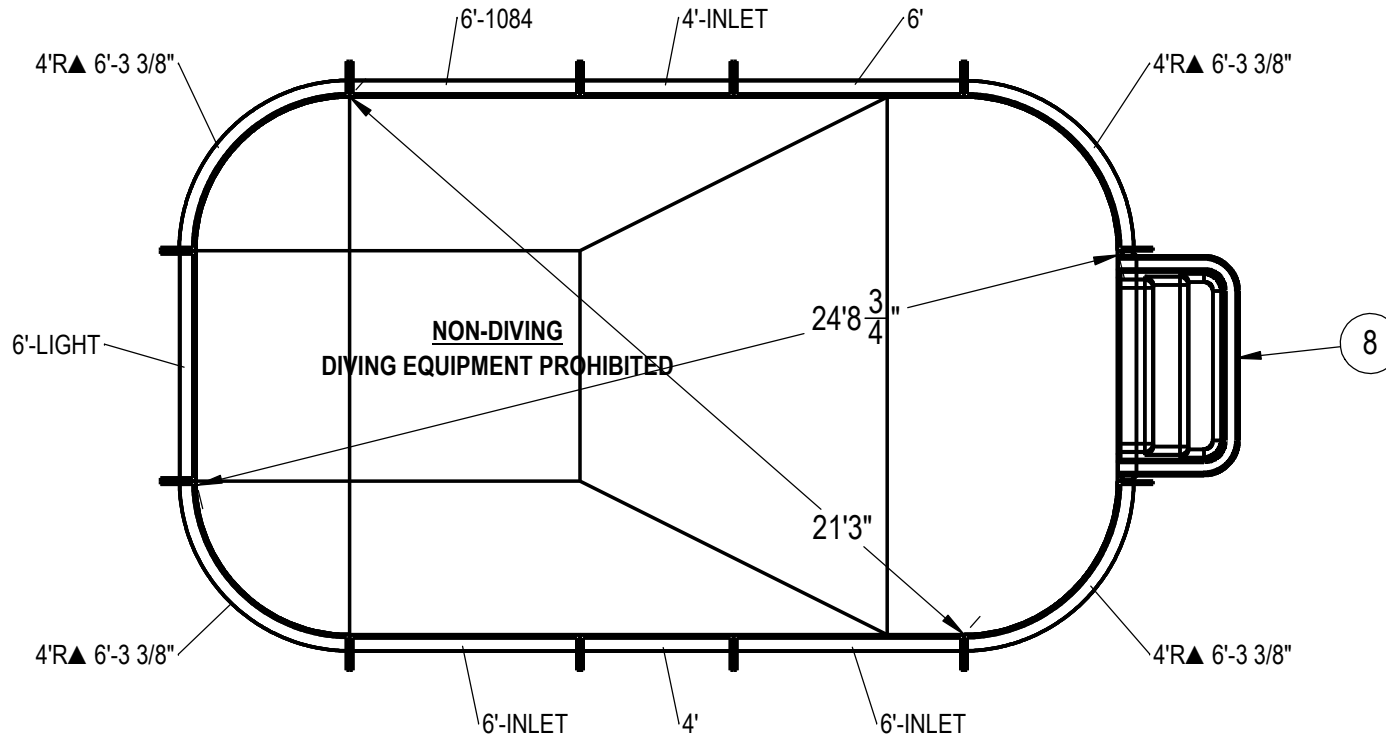


| REVISION HISTORY | | | | |
|------------------|-------------|------|-----|----|
| REV. | DESCRIPTION | DATE | ECO | BY |
| | | | | |



NOTES:

- THESE ARE FINISHED DIMENSIONS READY FOR THE LINER.
- DIMENSIONS ARE FROM INSIDE POOL PANELS.
- ROPE AND FLOAT ASSEMBLY SHOULD BE INSTALLED IN ACCORDANCE WITH CURRENT ANSI/ASPS/ICC REGULATIONS
- HYDRA LINER TRACK FOR STEPS IS INSTALLED WITH THE BARB FACING THE RISER WALL ON THE STEP.

EXCAVATION NOTES:

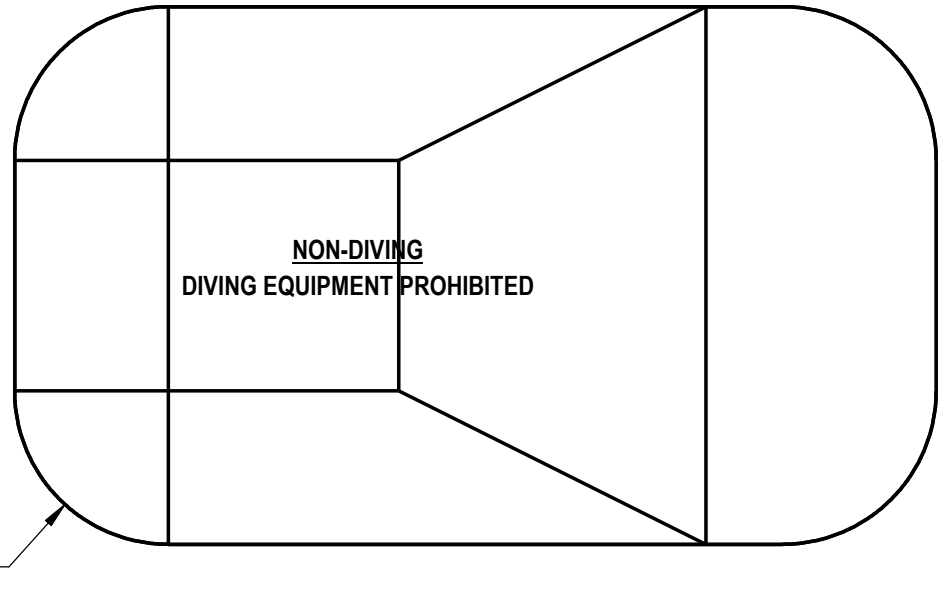
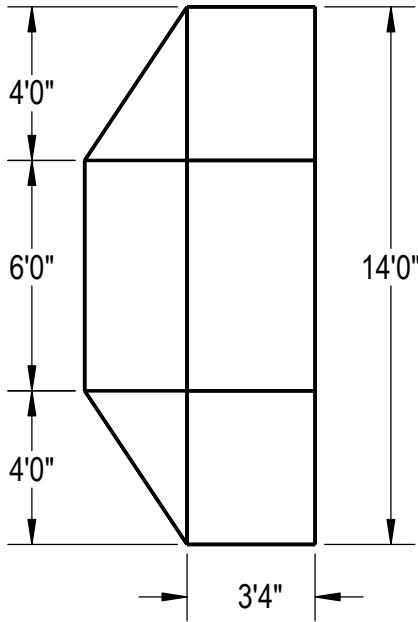
- ROUGH EXCAVATION SHOULD BE 2" DEEPER IN EACH INSTANCE.
- SOIL TO HAVE MINIMUM BEARING CAPACITY OF 1500 PSF.
- LOCATE TOP OF POOL AT LEAST 6" ABOVE THE SURROUNDING LAND ELEVATION.
- SEE "OVER DIG DETAIL" FOR EXCAVATION AROUND POOL.
- FILL VOIDS UNDER BASE OF PANELS AND TAMP WELL.
- BACK FILL WITH NON-EXPANSIVE MATERIAL.
- FOLLOW ALL CURRENT ANSI / ASP / ICC GUIDELINES FOR RESIDENTIAL POOLS

IMPORTANT NOTES:

THIS DOCUMENT IS FOR ILLUSTRATIVE PURPOSES ONLY. THE DEALER OR CONTRACTOR WHO SELLS OR INSTALLS YOUR POOL IS AN INDEPENDENT CONTRACTOR AND IS NOT AN AGENT OF THE MANUFACTURER. THE CONSTRUCTION METHODS ILLUSTRATED HERE ARE SUGGESTIONS AND APPLY ONLY TO NORMAL GROUND CONDITIONS. THERE MAY BE ADDITIONAL PRECAUTIONS AND/OR METHODS OF CONSTRUCTION. PROPER INSTALLATION IS THE RESPONSIBILITY OF THE DEALER/BUILDER/CONTRACTOR.

| ITEM | FILE NAME | DESCRIPTION | CUSTOMER DRAWING # | VENDOR PART # | QTY. |
|------|-----------------|---|--------------------|---------------|------|
| 1 | PANEL, STRAIGHT | PANEL, 6' LONG, 1084, 700 SERIES | HPSCS7 | 00006397 | 1 |
| 2 | PANEL, STRAIGHT | PANEL, 4' LONG, INLET, 700 SERIES | HPSE104I | 00006739 | 1 |
| 3 | PANEL, STRAIGHT | PANEL, 6' LONG, 700 SERIES | HPSE106P | 00002731 | 1 |
| 4 | PANEL, STRAIGHT | PANEL, 6' LONG, INLET, 700 SERIES | HPSE106I | 00006322 | 2 |
| 5 | PANEL, STRAIGHT | PANEL, 4' LONG, 700 SERIES | HPSE104P | 00002723 | 1 |
| 6 | PANEL, STRAIGHT | PANEL, 6' LONG, LIGHT, 700 SERIES | HPSE106L | 00006701 | 1 |
| 7 | PANEL, RADIUS | PANEL, 4' RADIUS, 6'-3 3/8" LONG, 700 SERIES | HPSE4R | 00002458 | 4 |
| 8 | HS104N | STEP, 6' THREE TREAD, STRAIGHT | HS104N | HS104N | 1 |
| 9 | SBRACE | BRACE, FOLD OVER WITH TURNBUCKLE, STEEL, HPSFOB | HPSFOB | HPSFOB | 12 |
| 10 | BOLT, PACK | BOLT, FLANGE, 3/8-16 X 1", PACK (50) | HPS1916 | HPS1916 | 3 |

| | | | | | |
|--|-------------------|---|------------------|----------------|---|
| ENGINEERING DRAWING NUMBER: 00018133 | WEIGHT: | UNLESS OTHERWISE SPECIFIED DIMENSIONS ARE IN INCHES TOLERANCES DECIMALS: X ± .1 XX ± .01 XXX ± .001 XXXX ± .0005 ANGULAR: X ± 0.5 THIRD ANGLE PROJECTION | DESIGNED BY: | CREATION DATE: | HYDRA POOLS LAYOUT, 14' X 24', RECTANGLE, 4' RADIUS, 6' DEEP, HS104N, LIGHT, 1084, 3-INLET, 700 SERIES |
| | VOLUME: | | DESIGNED BY: | 6/4/2013 | |
| | Inch ³ | | DETAILED BY: | 4/4/2018 | |
| | COLOR: | | LAST REVISED BY: | 4/4/2018 | |
| | HEAT TREAT: | | MATERIAL: | | |
| FINISH: | | | PART NUMBER: | SCALE: | SIZE: |
| TEXTURE: | | | 00018133 | 1:60 | A |
| | | | | SHEET: | |
| | | | | 1 OF 3 | |



Area: 322.27ft ^2
Perimeter: 69.13ft
Volume = 10543 US gallons

NOTES:

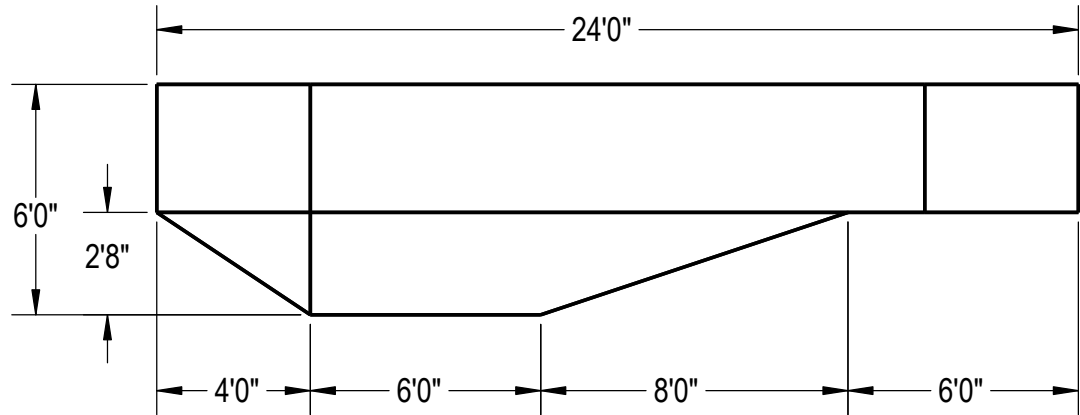
1. THESE ARE FINISHED DIMENSIONS READY FOR THE LINER.
2. DIMENSIONS ARE FROM INSIDE POOL PANELS.
3. ROPE AND FLOAT ASSEMBLY SHOULD BE INSTALLED IN ACCORDANCE WITH CURRENT ANSI/ASPS/ICC REGULATIONS
4. HYDRA LINER TRACK FOR STEPS IS INSTALLED WITH THE BARB FACING THE RISER WALL ON THE STEP.

EXCAVATION NOTES:

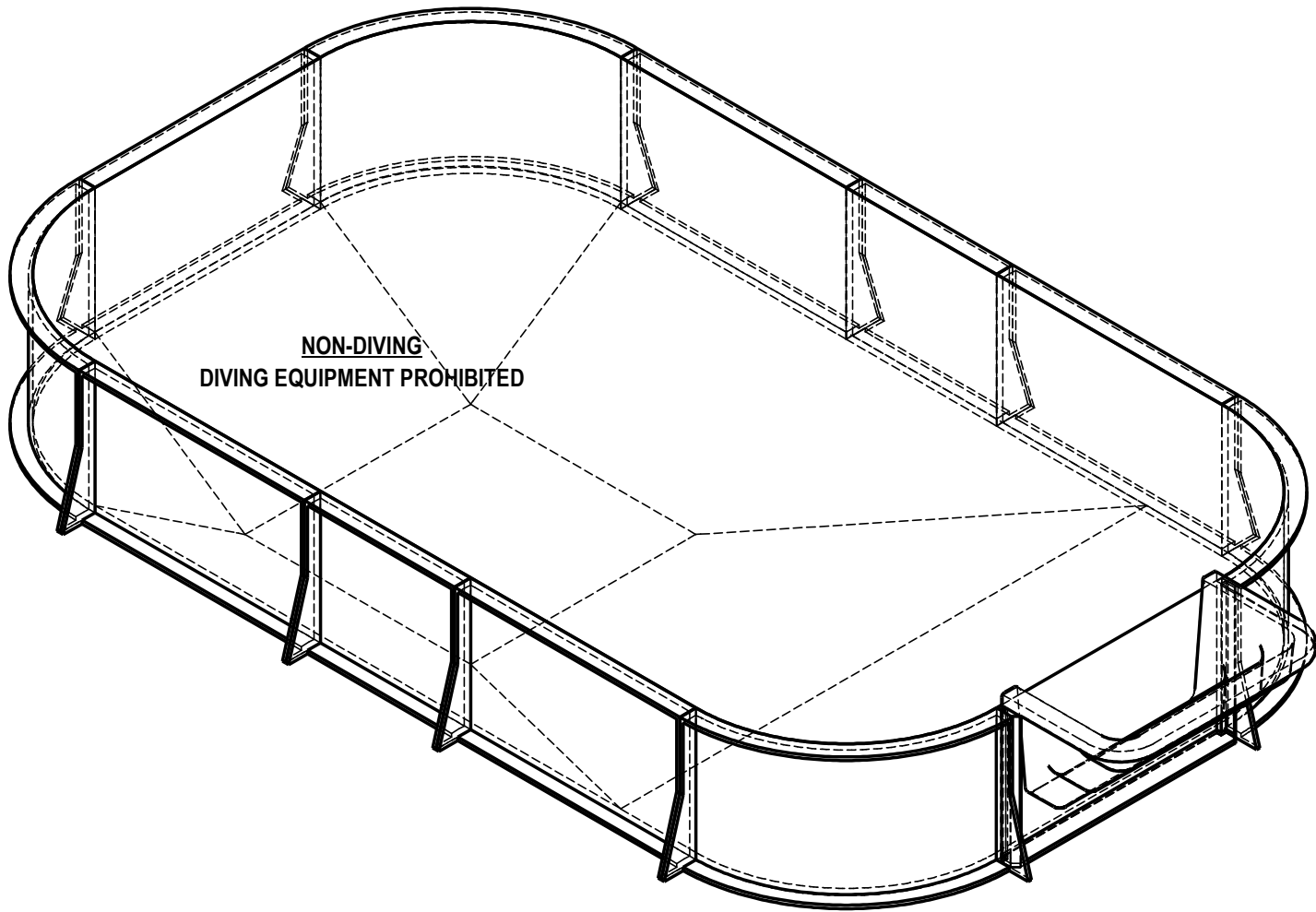
5. ROUGH EXCAVATION SHOULD BE 2" DEEPER IN EACH INSTANCE.
6. SOIL TO HAVE MINIMUM BEARING CAPACITY OF 1500 PSF.
7. LOCATE TOP OF POOL AT LEAST 6" ABOVE THE SURROUNDING LAND ELEVATION.
8. SEE "OVER DIG DETAIL" FOR EXCAVATION AROUND POOL.
9. FILL VOIDS UNDER BASE OF PANELS AND TAMP WELL.
10. BACK FILL WITH NON-EXPANSIVE MATERIAL.
11. FOLLOW ALL CURRENT ANSI / ASP / ICC GUIDELINES FOR RESIDENTIAL POOLS

IMPORTANT NOTES:

THIS DOCUMENT IS FOR ILLUSTRATIVE PURPOSES ONLY. THE DEALER OR CONTRACTOR WHO SELLS OR INSTALLS YOUR POOL IS AN INDEPENDENT CONTRACTOR AND IS NOT AN AGENT OF THE MANUFACTURER. THE CONSTRUCTION METHODS ILLUSTRATED HERE ARE SUGGESTIONS AND APPLY ONLY TO NORMAL GROUND CONDITIONS. THERE MAY BE ADDITIONAL PRECAUTIONS AND/OR METHODS OF CONSTRUCTION. PROPER INSTALLATION IS THE RESPONSIBILITY OF THE DEALER/BUILDER/CONTRACTOR.



| | | | | | | |
|--|-------------------|---|---------------------|--------------------|--|--|
| ENGINEERING DRAWING NUMBER: 00018133 | WEIGHT: | UNLESS OTHERWISE SPECIFIED DIMENSIONS ARE IN INCHES TOLERANCES DECIMALS: X ± .1 XX ± .01 XXX ± .001 XXXX ± .0005 ANGULAR: X ± 0.5 THIRD ANGLE PROJECTION | DESIGNED BY: | CREATION DATE: | HYDRA POOLS | |
| | lbs | | BUMPHREY | 6/4/2013 | | |
| | VOLUME: | | Detailed by: | DETAILED DATE: | TITLE: LAYOUT, 14' X 24', RECTANGLE, 4' RADIUS, 6' DEEP, HS104N, LIGHT, 1084, 3-INLET, 700 SERIES | |
| | Inch ³ | | JRITTENHOUSE | 4/4/2018 | | |
| | COLOR: | | LAST REVISED BY: | LAST REVISED DATE: | | |
| NA | rhouston | 4/4/2018 | 00018133 | 1:60 | A | |
| HEAT TREAT: | MATERIAL: | | | SHEET: | | |
| NA | | | | 2 OF 3 | | |
| FINISH: | | | | | | |
| NA | | | | | | |
| TEXTURE: | | | | | | |
| NA | | | | | | |



| | | | | | | | |
|--|-------------------|---|-------------------------------------|---------------------------------------|---|--|--|
| ENGINEERING DRAWING NUMBER: 00018133 | WEIGHT: | UNLESS OTHERWISE SPECIFIED DIMENSIONS ARE IN INCHES TOLERANCES DECIMALS: X ± .1 XX ± .01 XXX ± .001 XXXX ± .0005 ANGULAR: X ± 0.5 THIRD ANGLE PROJECTION | DESIGNED BY: | CREATION DATE: | HYDRA POOLS | | |
| | lbs | | BUMPHREY | 6/4/2013 | | | |
| | VOLUME: | | DETAILED BY: JRITTENHOUSE | DETAILED DATE: 4/4/2018 | TITLE: LAYOUT, 14' X 24', RECTANGLE, 4' RADIUS, 6' DEEP, HS104N, LIGHT, 1084, 3-INLET, 700 SERIES | | |
| | Inch ³ | | LAST REVISED BY: rhouston | LAST REVISED DATE: 4/4/2018 | | | |
| | COLOR: | | MATERIAL: | PART NUMBER: | | | |
| | NA | | | 00018133 | | | |
| HEAT TREAT: | | SCALE: | SIZE: | | | | |
| NA | | 1:48 | A | | | | |
| FINISH: | | SHEET: | | | | | |
| NA | | 3 OF 3 | | | | | |
| TEXTURE: | | | | | | | |
| NA | | | | | | | |