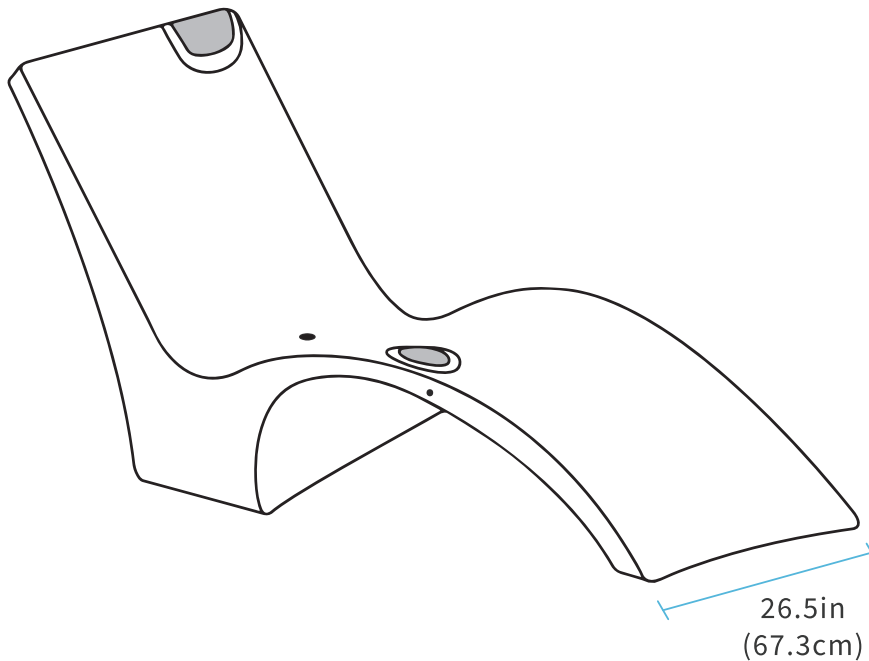
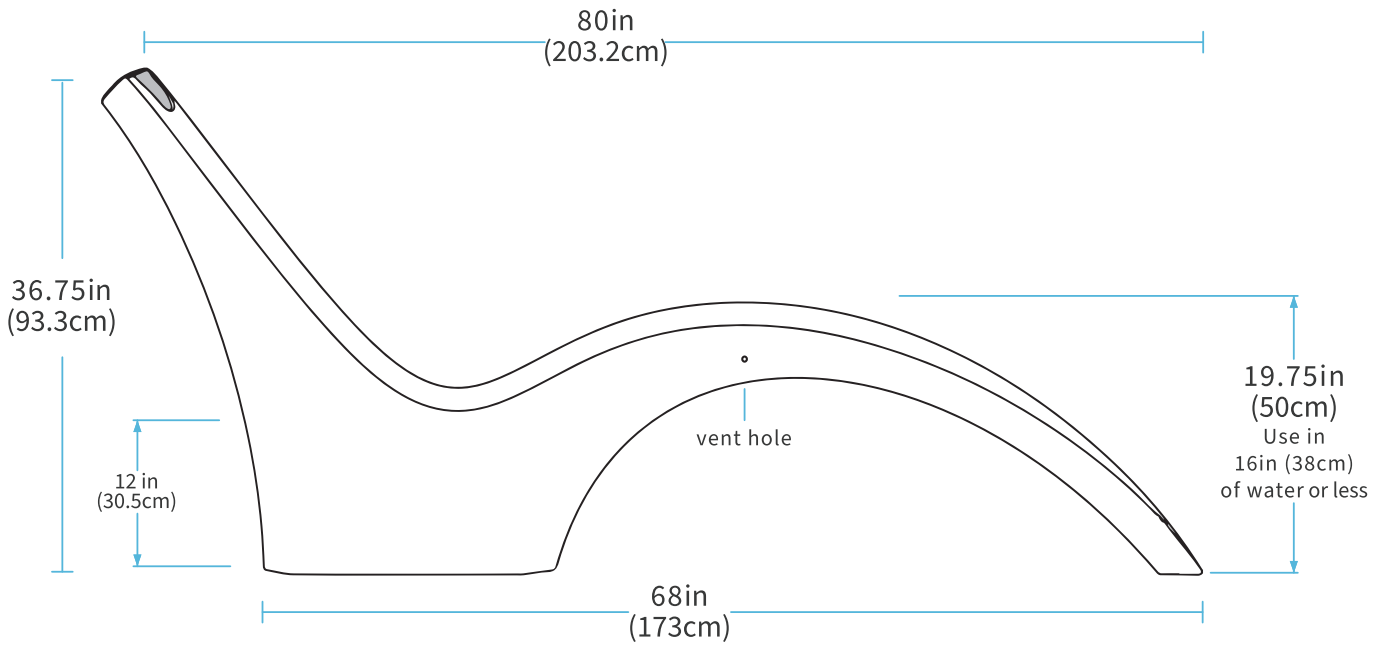


THE KAI™ SHELF LOUNGER DEEP WATER

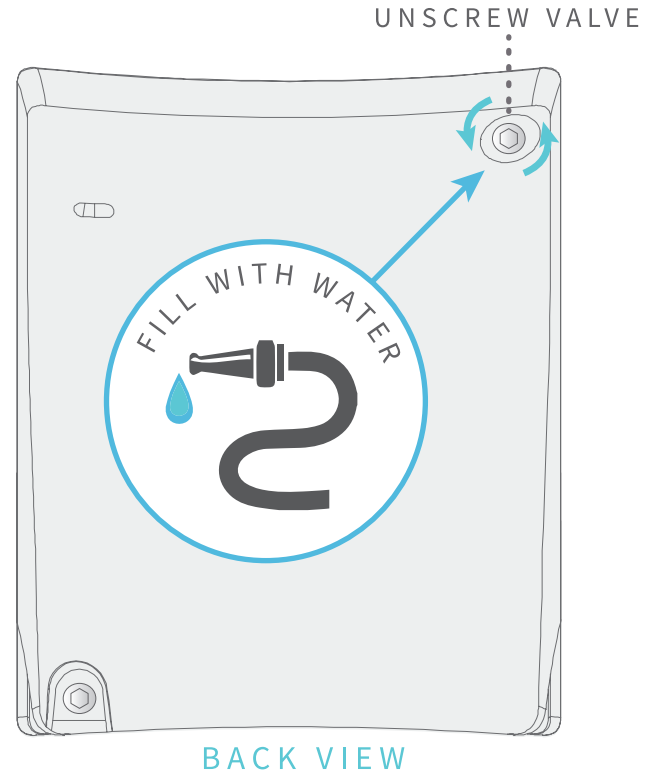
DIMENSIONS:



THE KAI™ SHELF LOUNGER DEEP WATER

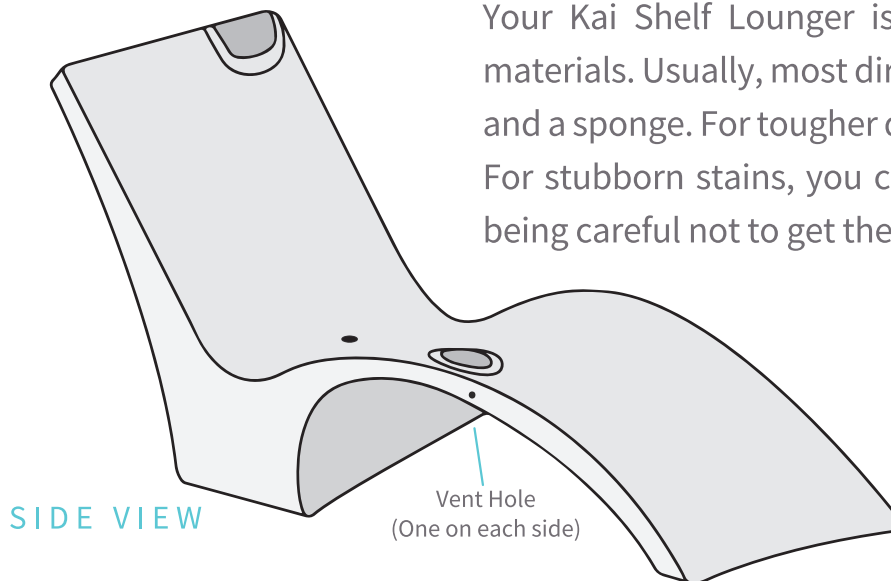
FILLING INSTRUCTIONS:

To fill your Kai Shelf Lounger simply unscrew the cap on the upper back corner of the chair carefully with a wrench or pliers. Insert a hose into the hole and fill until you see water coming out of the vent holes located on the sides of the Lounger. Once water starts coming out of the vent holes, your chair is filled. To drain, you can open any of the caps and allow water to drain out.



CLEANING INSTRUCTIONS:

Your Kai Shelf Lounger is made from extremely durable materials. Usually, most dirt will wash off simply using water and a sponge. For tougher dirt you can use a cleaning eraser. For stubborn stains, you can try automotive brake cleaner being careful not to get the cleaner liquid in the pool.



FLOATING LUXURIES®

We designed this chair to give you the ultimate pool seating experience. We hope you enjoy your new Lounger. We would love to hear from you!

SNAP, SHARE & TAG US

 @FLOATING_LUXURIES  @FLOATINGLUXURIES



**PROUDLY MADE IN THE USA
OF ALL U.S. MATERIALS**

If you have any issues with this product, please email us at info@FloatingLuxuries.com or call us at 1-877-423-5628 and allow us to solve your concerns at once. Visit www.FloatingLuxuries.com for additional information and to view our full product line.